

STIHL®



GB (W)

Catalogue 2008



STIHL. Proven worldwide.

Even 80 years after the formation of our company STIHL continues to be the leading brand of chainsaw in the world. There are STIHL sales organisations and importers in more than 160 countries. 35,000 STIHL approved dealers provide personal service for users in every continent. This means that we are closer to you and other customers than ever before.

Today the STIHL brand does not only stand for innovative technology, unique quality and comprehensive service, but also for internationality. Our equipment provides you and other users around the globe with what you require for working in your specific region: environmental and safety standards which comply with the legal standards and regulations in your country. Features which make it easier for you to work in your regional operating area or with your specific working technique. And innovative technologies which adapt your STIHL equipment ideally to the climatic conditions in your region.

From the grip heating for forestry workers in the cold north to spraying equipment for wine producers in the warm south: our proximity to you the user provides us time and again with new impetus for visionary ideas. In this way we are able to develop equipment which is perfectly matched to you and your work. No matter in which part of the world you face your challenge.

Experience the proven diversity of STIHL during your voyage of discovery through the STIHL world of 2008. We hope it will be an enjoyable one!

Yours sincerely,



Hans Peter Stihl

Chairman of the Supervisory Board of STIHL AG





New products 2008	10–23	1
Chainsaws and pole pruners	24–49	2
Cutting attachments	50–65	3
Brushcutters and clearing saws	66–85	4
KombiSystem	86–95	5
MultiSystem	96–101	6
Hedge trimmers and long-reach hedge trimmers	102–113	7
Cleaning systems Hand-operated blowers, backpack blowers, vacuum shredders, high pressure cleaners with accessories and wet/dry vacuum cleaners and accessories.	114–151	8
Mist blowers	152–157	9
Cut-off saws and augers	158–171	10
Fuels	174–181	11
Hand tools and forestry accessories	182–193	12
Personal protective equipment	194–225	13
STIHL® TIMBERSPORTS® COLLECTION NEW	226–237	14
Merchandise for our fans	238–241	15
General conditions of sale	243	16



Internationality

“There are places in this world that are created as if designed for man and machine.”

Johnny Flaten

With his STIHL chainsaw MS 361.





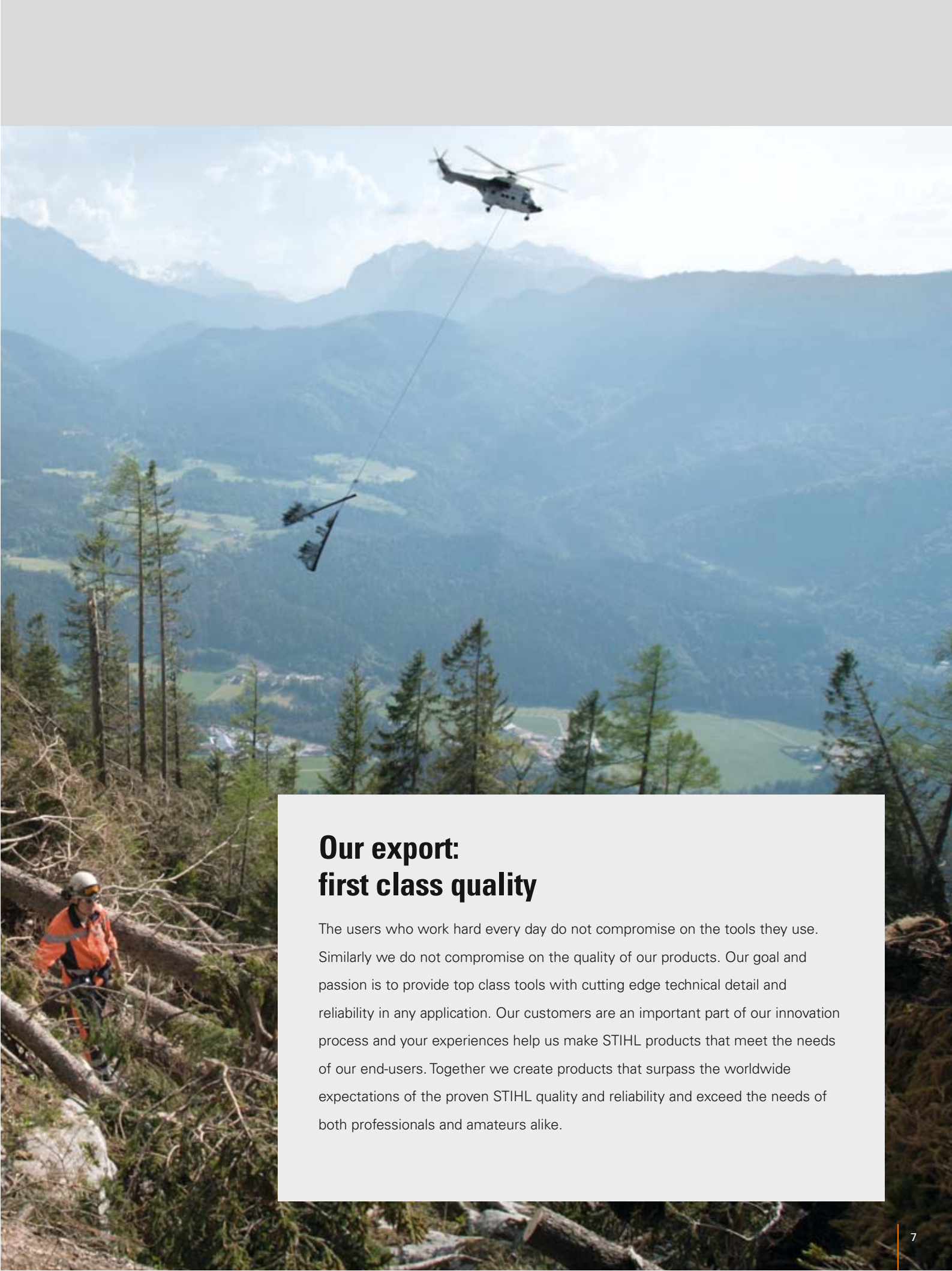
Our partnership: worldwide reliability

Alone or as part of a team, in their job or when relaxing, irrespective of the place, men around the world are faced with new challenges in their work. They give their best and for doing so demand the best working tools. This is one of the reasons why today, 80 years after the founding of our company, the STIHL name makes work for people in 160 countries around the world that little bit easier. Maybe this is why our first class quality and reliability are talked about in far flung regions. Because a reliable partner is valued anywhere.

Quality and reliability

“Here on the mountainside every movement counts. We have to be able to rely on each other 100%. ”

Andreas Eder
*With his professional
STIHL equipment.*



Our export: first class quality

The users who work hard every day do not compromise on the tools they use. Similarly we do not compromise on the quality of our products. Our goal and passion is to provide top class tools with cutting edge technical detail and reliability in any application. Our customers are an important part of our innovation process and your experiences help us make STIHL products that meet the needs of our end-users. Together we create products that surpass the worldwide expectations of the proven STIHL quality and reliability and exceed the needs of both professionals and amateurs alike.

Product diversity

“My grandfather would be amazed to see how easy it is to harvest olives today.”

Andrea Di Ciolo

With his STIHL special harvester SP 400.

A large, leafy tree stands in the foreground of a lush green field. In the background, a body of water is visible under a blue sky with scattered clouds. The scene is bright and natural.

Our motto: always find a solution

We at STIHL develop tools for users all over the world. Behind this is a great challenge: to create top class products that can be used worldwide and also to provide solutions that are unique. We set new standards for quality, reliability and service. We think like a farmer cultivating olives in Tuscany, like a forestry worker in Canada or like a gardener in England. With this capability we continuously improve our tools and always develop new products that are tailor-made for special areas of application. For a product range that helps to fulfill the wishes of all our customers.

New products 2008

1



“What am I proud of? That each new model passes through my hands before it is dispatched to the world.”

Rene Schweitzer
In charge of dispatches.



Our new products: worldwide strength

It is our ongoing challenge to always improve the quality of products. We will not fail to surprise you this year with the quality of our new and improved STIHL products. On the following pages you will find some of our new models, with improvements in five categories: innovative technology, power, easy handling, increased comfort and environmental standards. You can find other innovations in our product section and more information can be found on our constantly updated website www.stihl.com.

New products 2008	10–23
New chainsaws	12–13
New chainsaws, accessories and new brushcutter	14–15
New hedge trimmers and long-reach hedge trimmers	16–17
New blowers and vacuum shredders	18–19
New cleaners	20
New cut-off saws	21
New lubricant, new personal protective equipment and new TIMBERSPORTS® Parka fleece jacket	22–23

New products 2008

1 More power and comfort, less emissions and vibrations, the most modern materials and designs. Our innovative 2008 product range is wider than ever and each product group has advantages for you. A choice of new tools is presented in this chapter. Other innovations are shown in the product section and, as always, you can visit our website www.stihl.com for the latest updates. Many of our product innovations this year are electric tools, ideal for property maintenance and working in noise-sensitive areas such as residential estates. A variety of power classes and high-quality equipment with many ergonomic and comfort design features make both our electric and petrol machines reliable aids for professional use or leisure-time projects. Not only are you well equipped with our new tools, but also for sports, hikes or challenging mountain tours. The new STIHL®TIMBERSPORTS® COLLECTION will demonstrate your class on any terrain under any weather conditions.



MS 171



High-quality entry-level STIHL chainsaw ideal for property maintenance. Designed with new features including air filter system with pre-filtration, STIHL 2-MIX Engine which combines four-channel technology and stratified scavenging system to create high power output and low fuel consumption. It meets the stringent exhaust gas regulations EU II and EPA II. Very low vibration levels when combined with the new $\frac{3}{8}$ " saw chain Picco Micro Mini Comfort 3 (PMMC3). Further information on page 28.

MS 181



Handy STIHL chainsaw with low vibration levels thanks to the new $\frac{3}{8}$ " saw chain Picco Micro Mini Comfort 3. Ideal for entry level users. Convenient features and particularly easy handling including air filter with pre-filtration system. The new STIHL 2-MIX Engine provides high cutting capacity, low fuel consumption and low emissions which allow it to meet the stringent EU II and EPA II regulations. Further information on page 29.

MS 211



Extremely low-vibration STIHL chainsaw for property maintenance. When combined with the new $\frac{3}{8}$ " saw chain Picco Micro Comfort 3 it is ideal for constructing with wood, cutting firewood and also felling small trees. Comprehensive features include air filter system with pre-filtration and STIHL 2-MIX Engine technology which allows the MS 211 to meet the stringent exhaust emission regulations EU II and EPA II. Further information on page 30.

New products 2008

1



Picco Micro Mini Comfort 3



First reduced-vibration STIHL saw chain for entry-level users. Robust, kickback-free and resilient saw chain with particularly high cutting capacity and extremely narrow cut joint.

Rapid Micro special



Comfort saw chain for precision work like chainsaw wood carving. Clearly reduced vibration tendency while sawing and improved cutting capacity. Further information on page 53.

Guide bar maintenance tool



Practical tool for levelling the guide rail on chainsaw guide bars. Ergonomic plastic holder with flat file made of hardened steel. Regular guide rail levelling increases the service life of the guide bar and the chainsaw. Further information on page 65.

FSE 71



High-power electric brushcutter from the new STIHL electrical product range, with AutoCut C 5-2 nylon line mowing head, motor overload protection and comfortable soft grip as standard. Ideal for mowing small areas, cutting edges and for outdoor clearing work. Further information and models on page 71.



You can find further information on our new products at www.stihl.com

New products 2008

1



HS 81 RC-E



New comfort model hedge trimmer with double-sided cutting blades. Cutting version now with STIHL ErgoStart, for professional users who place high value on maximum starting comfort. The long-lasting air filter system prevents maintenance at frequent intervals and ensures its durability. Further information and models on page 106.

HSE 81




Professional electric hedge trimmer in three cutting lengths from the new STIHL electric hedge trimmer product range. High-capacity 650-Watt motor and double-sided diamond cut blades with large tooth gap for effective cutting. Five-position rotary handle for comfortable grip. It is also ideal for uninterrupted use in noise-sensitive areas. Further information and models on page 107.




HL 90 K

0° – not adjustable



New short-shaft long-reach hedge trimmer with ergonomic advantages from hedge trimmers and long-reach hedge trimmers. Equipped with high power STIHL 4 MIX engine, particularly short shaft and 50 cm blade with cut protection. Range up to 2.2 metres. Ideal for landscapers, home and plot owners. Further information on page 112.

HLE 71



New, reduced-noise electric long-reach hedge trimmer. Long version for working comfortably without the need of platforms and reach of up to 2.5 metres. It also has a 125° adjustable blade arm and powerful motor with overload protection. Further information and models on page 113.

New products 2008

1



BG 56-D



New, environmentally-friendly blower with outstanding power-to-weight ratio and catalytic converter. Rapidly clears area of leaves, mowed grass or powder snow. Further information and models on page 118.

BGE 81



Powerful, low-noise electric blower. Ideal for residential areas. From the new STIHL electric blower product range. Rapidly clears large areas of leaves or grass with very powerful air jet. Further information and models on page 119.



SH 56-D



New vacuum shredder with powerful suction and catalytic converter; can also be converted to a blower. Round straight nozzle included. Further information and models on page 124.

SHE 81



Powerful electric vacuum shredder from the new STIHL electric vacuum shredder product range; can also be converted to a blower. Includes flat nozzle. Ideal for clearing in noise sensitive areas. Further information and models on page 124.

New products 2008

1

RE 108



Compact cold water high-pressure cleaner for cleaning home, garden and vehicles with a new comfortable telescopic handle made of robust aluminium and clever accessory storage. Further information on page 128.

RE 118



New cold water high-pressure cleaner, including ergonomic and comfort details such as aluminium telescopic handle, lower carrying handle made of aluminium and clever accessory storage for convenient work around home and garden. Further information on page 128.

RE 128 PLUS



Powerful cold water high-pressure cleaner with many comfort details. With ergonomic aluminium telescopic handle, lower carrying handle made of aluminium and clever accessory storage. Includes integrated hose reel. Ideal for serious cleaning. Further information on page 128.

SE 122 E



New wet and dry vacuum cleaner with large container, efficient filter cleaning and suction pipe made of high-grade steel. Improved storage concept with holders for vacuum hose, vacuum pipe, power cable and an integrated accessory box. It also includes power outlet and automatic switch-on for electric tool. Further information and models on page 146.



TS 410



Light, compact cut-off saw from STIHL. The new machine offers an anti-vibration system and ergonomic design to make cutting even easier. Comes with a 300 mm cutting disc. The revolutionary long-life air filter system with cyclone air-routing increases durability of the filter and reduces maintenance costs. Further information on page 162.

TS 420



Robust, compact cut-off saw with optimised balance. The new design and anti-vibration system makes cutting even easier. New filter system which reduces maintenance costs and increases filter life. Comes with 350 mm cutting disc. Further information on page 162.

New products 2008

1

HP Ultra two-stroke engine oil



High power engine oil based on full synthesis for air-cooled two-stroke and 4 MIX engines. Outstanding lubricating capability. Low tendency of coking for high engine cleanliness and protection. Further information on page 179.

ECONOMY Protective trousers



New low cost entry level ECONOMY trousers with cut protection. Suitable for occasional chainsaw users. Available in fashionable, robust cotton/polyester blended fabric in green outer material. Further information on page 200.

ECONOMY Protective rubber boots



Class 1 (\cong 20 m/s) for firm stability while working with chainsaws. Grip sole robust rubber boots and good foot cushioning, ensure suitability for all terrains. Adjustable, textile bootleg covers and ankle protection for more comfort. Further information is available on Page 214.

VENT Tree care hard hat set



Top of the range professional head protection in sporty modern design. 5 openings on each side provide ventilation. Easily adjustable 4 point chin strap. Ideal for tree care work. Further information on pages 39 and 220.



ECONOMY Chainsaw gloves



Comfortable protective ECONOMY gloves made from leather and cloth with elastic cord cuff for use while cutting. Introductory model with Class 0 (\cong 16 m/s) on the back of both hands, e.g. for tree care services. Further information is available on page 225.

TIMBERSPORTS® Parka fleece jacket



Waterproof parka jacket with breathable fabric, removable sporty fleece lining and many practical features. The ideal year-long companion. For further information see page 230.



You can find further information on our new products at www.stihl.com

Chainsaws and pole pruners

2

“Everything looks great when you know you can absolutely rely on your saw.”

Frank Have Olesen

With his high performance, robust STIHL MS 441 chainsaw.



Professional by nature

It is not always easy to work in a natural environment, even with a STIHL chainsaw. Whether on rough ground, in icy temperatures or in your own garden, with our models you are always well equipped. Thanks to their high performance, comfortable handling and additional features, they are more than adequate for any terrain. These are just a few of the reasons why STIHL is the No.1 selling chainsaw brand worldwide.

Chainsaws and pole pruners

24–49

<i>Chainsaws – Technology highlights</i>	26–27
Petrol chainsaws for property maintenance	28–31
Petrol chainsaws for agriculture and landscaping	32–33
Petrol chainsaws for forestry	34–38
Arborist chainsaws/Carving chainsaws/Rescue chainsaw	39–41
Electric chainsaws	42–43
Overview of chainsaws	44–46
Chainsaw accessories	47
Pole pruners/Overview and accessories	48–49

Chainsaws

Do you require an agile helper in the garden? A strong type, who comes in handy on the farm, in the forest or in the orchard? Or a professional for a special task? Then your answer lies in the No. 1 chainsaw brand. STIHL offers you more chainsaw models than any other brand. Our chainsaws unite innovative technology, high performance, ergonomic design and low weight and are especially environmentally friendly. Our chainsaws are available in different versions from a power range of 1.3 kW to 6.4 kW (1.8 bhp to 8.7 bhp).

1 Quick Chain Tensioning (B)

After releasing the sprocket cover, the chain tension can be easily adjusted using the thumb wheel without the need for tools.

2 Anti-vibration system

Precisely calculated buffer zones reduce the transmission of vibrations from the engine and saw chain.

3 Smooth starting system

STIHL ElastoStart, decompression valve and/or manual fuel pump for smoother starting.

4 Long-life air filter system with pre-separation

Compared with conventional air filter systems, a clear increase in air filter life is achieved.

Compensator

5 Provides constant fuel and air mixture even when the filter becomes dirty.

QuickStop Super chain brake (Q)

6 Additional braking system: the saw chain is stopped when the rear handle is released.

7 Single lever control

All important functions such as start, throttle and stop can be controlled with one hand.

8 Tool free filler cap

Special catches on the fuel and oil tank for easy opening and locking.

9 Intelligent Engine Management (I)

The innovative Intelligent Engine Management system controls the full throttle mixture and maximum RPM of the machine and ensures optimum engine performance.

10 Microprocessor ignition

Superior tuning of ignition point for each engine revolution. Long spark duration, optimum combustion.

11 Oilomatic saw chain

The Oilomatic lubrication system ensures reduced friction and therefore longer life for the cutting attachments.

Further technical highlights:

STIHL ErgoStart (E)

Light and easy starting by means of an additional spring between the crankshaft and the starter rope rotor.

Side mounted chain tensioning

The chain is conveniently tensioned without the risk of contact with the sharp chain.

Catalytic converter (D)

Reduces the unburnt components in the exhaust gases, so that up to 80 % less hydrocarbon is emitted.

Carburettor heating (V)

Stops icing up of the carburettor.

Heated handle (W)

Provides additional comfort when outside temperatures are low.

11 Oilomatic saw chain



Further information:

STIHL chainsaws have a whole range of practical features. Depending on the model, the criteria of the features can vary from those shown here.

Technical details and features can be found in the tables on pages 44-46. Your STIHL specialist dealer will also be happy to advise you. You will find further product information and the address of your STIHL specialist dealer at www.stihl.com. Your qualified STIHL specialist dealer will be happy to advise you.

Designation of chainsaw's comfort features (C-Version)

B = Quick Chain Tensioning
E = ErgoStart
Q = QuickStop Super chain brake

Designation of special application features

D = Catalytic converter
I = Intelligent Engine Management
R = Special handle
T = Top handle
V = Heated carburettor
W = Heated handle



Petrol chainsaws for property maintenance

Light and handy STIHL chainsaws for property maintenance. These agile helpers are ideal for sawing firewood, for maintaining trees or for pruning woodland. Like all STIHL chainsaws, they combine high performance with easy, comfortable handling.

STIHL lightweight chainsaws are available as both a basic or a comfort model (C), e.g. with Quick Chain Tensioning (B) and STIHL ErgoStart (E) for easy starting.

2



MS 170



Handy introductory chainsaw for thinning out wood, sawing firewood and for felling small trees with a diameter up to approx. 30 cm.

Only while stocks last!

Displacement	Power output	Weight
30.1 cm ³	1.3 kW/1.8 bhp	3.9 kg*

Bar length	Order No.
30 cm	1130 200 0113

MS 171



NEW

Low vibration STIHL chainsaw for property maintenance. Extensive features including a long-life air filter system and anti-vibration system. Ideal for sawing firewood, building and felling small trees.

Displacement	Power output	Weight
30.1 cm ³	1.3 kW/1.8 bhp	4.3 kg*

Bar length	Order No.
30 cm	1139 200 0000

B = Quick Chain Tensioning

E = ErgoStart

D = Catalytic converter

MS 180



Only while stocks last!

Displacement	Power output	Weight
31.8 cm ³	1.5 kW/2.0 bhp	3.9 kg*

Bar length	Order No.
30 cm	1130 200 0110
35 cm	1130 200 0108

Light compact chainsaw. Highly suitable for cutting firewood and for tree pruning. Good for felling small trees up to approx. 30 cm in diameter.

Additional versions: (For all data and features see the table on page 44.)

MS 180 C-BE: With Quick Chain Tensioning and ErgoStart.
MS 180 C-B D: With Quick Chain Tensioning and catalytic converter.

Only while stocks last!

MS 181



NEW

Displacement	Power output	Weight
31.8 cm ³	1.5 kW/2.0 bhp	4.3 kg*

Bar length	Order No.
30 cm	1139 200 0032
35 cm	1139 200 0005

Light, low vibration chainsaw. Extensive features including long-life air filter system and anti-vibration system. Ideal for sawing firewood, building with wood and felling small trees.

Additional versions: (For further details and features see the table on page 44.)

MS 181 C-BE: With Quick Chain Tensioning and ErgoStart. **NEW**

MS 192 C-E



Displacement	Power output	Weight
30.1 cm ³	1.3 kW/1.8 bhp	3.3 kg*

Bar length	Order No.
30 cm	1137 200 0040
35 cm	1137 200 0041

STIHL's lightest rear handle chainsaw. STIHL ErgoStart as standard. Ideal for sawing firewood, building with wood and felling small trees. Extremely low vibrations.

Petrol chainsaws for property maintenance

MS 210



Proven model. Very suitable for thinning out woods, sawing fire wood and shaping trees, good for felling small trees up to approx. 30 cm in diameter.

Displacement	Power output	Weight
35.2 cm ³	1.6 kW/2.2 bhp	4.4 kg*

Bar length	Order No.
30 cm	1123 258 0002
35 cm	1123 258 0000

MS 211



Low vibration compact chainsaw with a wide range of features including long-life air filter system and anti-vibration system. High cutting performance and very comfortable to operate. Ideal for sawing firewood and felling small trees.

Displacement	Power output	Weight
35.2 cm ³	1.7 kW/2.3 bhp	4.3 kg*

Bar length	Order No.
30 cm	1139 200 0026
35 cm	1139 200 0009

Additional versions: (For further details and features see the table on page 44.)

MS 211 C-BE: Quick Chain Tensioning and ErgoStart. **NEW**

MS 230



Very good power-to-weight ratio. Ideal for sawing firewood and for building with wood. Good for tree cultivation and for felling small trees up to approx. 30 cm in diameter.

Displacement	Power output	Weight
45.4 cm ³	2.0 kW/2.7 bhp	4.6 kg*

Bar length	Order No.
30 cm	1123 200 0366
35 cm	1123 200 0367

Additional versions: (For further details and features see the table on pages 44-45.)

MS 230 C-BE: Quick Chain Tensioning and ErgoStart.



Quick Chain Tensioning (B)

After releasing the sprocket cover, the chain tension can be adjusted using a thumb wheel without the need for tools.



STIHL ErgoStart (E)

Easy starting with reduced effort due to the introduction of an additional spring between the crankshaft and rope rotor.



FOR EASY STARTING.

MS 250



Extremely good power-to-weight ratio. Very suitable for building with wood and for felling small trees up to approx. 30 cm in diameter. Well suited for sawing firewood.

Displacement	Power output	Weight
45.4 cm ³	2.3 kW/3.1 bhp	4.6 kg*

Bar length	Order No.
30 cm	1123 200 0330
35 cm	1123 200 0329

Additional versions: (For all data and features see the table on page 45.)

MS 250 C-BE: Quick Chain Tensioning and ErgoStart.

Petrol chainsaws for agriculture and landscaping

STIHL chainsaws for agriculture and landscaping are the most robust all-rounders. Whether building with wood, sawing firewood or for ongoing maintenance, a range of jobs can be carried out effectively with these powerful chainsaws. Both the basic and comfort models are great all-rounders (C), e.g. with Quick Chain Tensioning (B) or with QuickStop Super (Q), an additional chain brake system.

2

MS 270



The ideal combination of power output and comfort. Low vibration levels, optimised handle features and a very good centre of gravity. Carburettor with accelerator pump for rapid acceleration and high torque.

Displacement	Power output	Weight
50.0 cm ³	2.6 kW/3.5 bhp	5.3 kg*
Bar length	Order No.	
37 cm	1133 200 0230	
40 cm	1133 200 0233	

Additional versions: (For further details and features see the table on page 45.)

MS 270 C-B: With Quick Chain Tensioning.

MS 280-I



Innovation medal 2007 in Gold



New generation powerful chainsaw. Intelligent Engine Management for optimum engine power output in every situation. Low vibration levels, optimised handle feature and very good centre of gravity.

Displacement	Power output	Weight
54.7 cm ³	2.8 kW/3.8 bhp	5.3 kg*
Bar length	Order No.	
37 cm	1133 200 0240	
40 cm	1133 200 0241	

Additional versions: (For further details and features see the table on page 45.)

MS 280 C-BQ I: With Quick Chain Tensioning, QuickStop Super chain brake and Intelligent Engine Management.

Intelligent Engine Management (I)

With the innovative control system, manual corrections to the high speed adjuster screw belong in the past. The engine always receives the optimum mixture – and always produces the optimum power output. Only with the MS 280-I and MS 280 C-BQ I.

QuickStop Super chain brake (Q)

An additional, comfortable braking system. The saw chain is stopped in the event of a powerful kickback and also if the rear handle is released.



MS 290



General purpose all-round chainsaw. Exceedingly reliable and robust. Highly suitable for use on farms, in the building trade, felling small trees and for cutting firewood. Good for harvesting wood in medium-density stands.

Displacement	Power output	Weight
56.5 cm ³	3.0 kW/4.1 bhp	5.9 kg*

Bar length	Order No.
37 cm	1127 200 0161
40 cm	1127 200 0162

MS 310



Strong engine torque with a very good power-to-weight ratio. Exceptionally reliable and robust. Very good for sawing firewood. Good for timber harvesting in medium-density stands. With decompression valve.

Displacement	Power output	Weight
59.0 cm ³	3.2 kW/4.4 bhp	5.9 kg*

Bar length	Order No.
37 cm	1127 200 0166
40 cm	1127 200 0163

MS 390



Ideal power-to-weight ratio. All-purpose all-rounder. Highly suitable for use on farms, in the building trade and for harvesting wood in medium-density stands.

Displacement	Power output	Weight
64.1 cm ³	3.4 kW/4.6 bhp	5.9 kg*

Bar length	Order No.
37 cm	1127 200 0165
40 cm	1127 200 0164

Anti-vibration system

A precisely calculated buffer zone reduces vibration from the engine and saw chain. This conserves energy and makes the chainsaw more comfortable to use.



STIHL tool free filler cap

The special caps on the fuel and oil tank enable them to be opened and closed without the use of tools. The tanks have larger openings to make filling easier.



* Excludes fuel, guide bar and saw chain

Petrol chainsaws for forestry

For demanding forestry work these robust STIHL chainsaws with a power rating of up to 6.4 kW are indispensable. Robust, light and easy-to-operate technology make the high performance saws the professional tool for thinning, felling and removing trees. They are also especially designed to handle extreme loads. The professional saws are available as basic models or with catalytic converter, handle heating or carburettor heating. Special models include a comfort model (C), e.g. with Quick Chain Tensioning (B) or with QuickStop Super chain brake (Q).



MS 200



Extremely handy chainsaw with a very good power-to-weight ratio. Outstanding vibration properties. Suitable for use in many areas of forestry cultivation.

Displacement	Power output	Weight
35.2 cm ³	1.7 kW/2.3 bhp	3.8 kg*
Bar length	Order no.	
30 cm**	1129 200 0062	
35 cm**	1129 200 0059	

MS 240



Solid durable construction. Good for the general care of young trees. Ideal for building and cutting firewood. Optional attachment: hedge trimmer HS 246.

Displacement	Power output	Weight
41.6 cm ³	2.1 kW/2.9 bhp	4.7 kg*
Bar length	Order No.	
32 cm	1121 200 0261	
37 cm	1121 200 0262	

MS 260



Comfortable, durable and robust. Good for forestry thinning work and for small timber harvesting. A trusted chainsaw in the forest or on the farm. Optional attachment: hedge trimmer HS 246.

Displacement	Power output	Weight
50.2 cm ³	2.6 kW/3.5 bhp	4.8 kg*
Bar length	Order No.	
37 cm	1121 200 0175	
40 cm	1121 200 0184	

Additional versions: (For further details and features see the table on page 44.)

MS 260 C-B:	With Quick Chain Tensioning.
MS 260-DW:	With catalytic converter and heated handle.
MS 260-VW:	With heated carburettor and heated handle.

Hedge cutter attachment HS 246



The hedge cutter attachment can be easily attached to the following STIHL chainsaws: MS 240, 260, 260-DW and MS 260-VW. Chainsaw not included.

Weight	Bar length	Order No.
1.8 kg	60 cm	4213 710 1203

Accessories

Set of coupling elements	Weight
For spur sprocket (3 piece)	4213 007 1000
For rim sprocket (3 piece)	4213 007 1001

* Excludes fuel, guide bar and saw chain

** With lightweight bar

Petrol chainsaws for forestry

MS 341



Very robust saw with high durability and outstanding power to weight ratio. Very low vibrations. Suitable for use in forestry cultivation. Ideal for logging and harvesting wood.

Displacement	Power output	Weight
59.0 cm ³	3.1 kW/4.2 bhp	5.5 kg*

Bar length	Order No.
37 cm	1135 200 0047
40 cm	1135 200 0026

MS 361



Very robust professional chainsaw for the most demanding jobs. Very low vibration, outstanding power-to-weight ratio, dynamic acceleration and high torque.

Displacement	Power output	Weight
59.0 cm ³	3.4 kW/4.6 bhp	5.6 kg*

Bar length	Order No.
37 cm	1135 200 0049
40 cm	1135 200 0050

Additional versions: (For further details and features see the table on pages 44-45.)

MS 361 C-BQ: With Quick Chain Tensioning and QuickStop Super chain brake.
MS 361-VW: With heated carburettor and heated handle.

MS 440



Well equipped for extreme loads. Very good for forestry thinning in medium- density stands. Good for harvesting heavy timber. Conversion kit for converting into a rescue chainsaw is available.

Displacement	Power output	Weight
70.7 cm ³	4.0 kW/5.4 bhp	6.3 kg*

Bar length	Order No.
40 cm	1128 200 0122
45 cm	1128 200 0123
50 cm	1128 200 0124

Additional versions: (For further details and features see the table on page 45.)

MS 440-D: With catalytic converter.
MS 440-W: With heated handle.



MS 441



Modern, low vibration, high power chainsaw for forestry and agriculture. Excellent power-to-weight ratio and guide characteristics, very low vibration level and long filter life. Good for harvesting heavy timber.

Displacement	Power output	Weight
70.7 cm ³	4.1 kW/5.6 bhp	6.6 kg*
Bar length	Order No.	
40 cm	1138 200 0013	
45 cm	1138 200 0014	
50 cm	1138 200 0027	

Additional versions: (For further details and features see the table on page 45.)

- MS 441-W:** With heated handle.
MS 441 C-Q: With Quickstop Super chain brake.


Long-life air filter system

Fresh air is drawn into the fly wheel and rotated at high speed. The larger and heavier particles of dirt are thrown outwards by centrifugal force, and also over a ramp to help separation. Practically particle free air from the inner region of the fly wheel is fed over a pre-separation channel and redirected to the air filter. Compared with conventional filter systems, the STIHL MS 441 pre-separation achieves noticeably longer filter life.



2-MIX technology

By using STIHL's unique 4 port technology, a layer of clean air lies between the burnt deposits in the combustion chamber and the fresh fuel mixture in the crank casing. This cushion reduces the amount of unburnt fuel expelled in the exhaust, during gas changing – and consequently the impact on people and the environment.



* Excludes fuel, guide bar and saw chain

Petrol chainsaws for forestry

MS 460



High power saw for forestry thinning in medium stands. Good for heavy wood harvesting. Conversion kit available for converting into a rescue saw.

Displacement	Power output	Weight
76.5 cm ³	4.4 kW/6.0 bhp	6.6 kg*
Bar length	Order No.	
40 cm	1128 200 0127	
45 cm	1128 200 0128	
50 cm	1128 200 0129	

Additional versions: (For further details and features see the table on page 45.)

MS 460-D: With catalytic converter.
MS 460-W: With heated handle.

MS 650



High power saw. Extremely robust and hard-wearing. Very good for the effective harvesting of heavy timber.

Displacement	Power output	Weight
84.9 cm ³	4.8 kW/6.5 bhp	7.3 kg*
Bar length	Order No.	
45 cm	1122 200 0194	
50 cm	1122 200 0195	

MS 660



Very powerful saw. Extremely robust and hard wearing. Demonstrates its strengths when it comes to effectively harvesting heavy timber.

Displacement	Power output	Weight
91.6 cm ³	5.2 kW/7.1 bhp	7.3 kg*
Bar length	Order No.	
50 cm	1122 200 0193	
63 cm	1122 200 0296	

Additional versions: (For all data and features see the table on page 45.)

MS 660-W: With heated handle.

MS 880



The absolute top model for high demands and extreme load. Very good power-to-weight ratio. Optimum technology for regular use in harvesting heavy timber.

Displacement	Power output	Weight
121.6 cm ³	6.4 kW/8.7 bhp	9.9 kg*
Bar length	Order No.	
63 cm	1124 200 0000	
75 cm	1124 200 0001	

W = Heated handle

* Excludes fuel, guide bar and saw chain

Arborist chainsaws

The arborist chainsaws are designed especially for working in trees and are exclusively for use by well-protected users in tree maintenance work.



MS 192 T



Lightest STIHL arborist saw. Very precise to use. Easy starting thanks to microprocessor-controlled ignition and optimum ergonomics. Only recommended for use with low kickback saw chains such as Picco Micro Mini, Picco Micro Comfort 3 as well as with the 1/4" Rapid Micro connection with the carving bar.

Displacement	Power output	Weight
30.1 cm ³	1.3 kW/1.8 bhp	3.0 kg*
Bar length	Order No.	
30 cm	1137 200 0054	
35 cm**	1137 200 0032	

Additional versions: (For further details and features see the table on page 46.)

MS 192 TC-E: With ErgoStart.

MS 200 T



Light precision instrument for tree cultivation. Optimum handling. Uncompromising technology for the highest specifications. Precise to control and with an outstanding cut. Only recommended for use with low kickback saw chains such as Picco Micro Mini, Picco Micro Comfort 3.

Displacement	Power output	Weight
35.2 cm ³	1.7 kW/2.3 bhp	3.5 kg*
Bar length	Order No.	
30 cm**	1129 200 0057	
35 cm**	1129 200 0054	

VENT Tree maintenance helmet **NEW**



EN 12492, hearing protection SNR 28, ventilation holes on both sides, good balance, easily adjustable. Optimal for tree maintenance jobs.

Order No.
0000 884 0195

E = ErgoStart T = Top handle ** With lightweight track

Carving chainsaws

STIHL Carving saws are the ideal choice for demanding wood carvers, arborists and fruit farmers. The light and flexible chainsaws with small track teeth have especially low levels of vibration and are recommended for use with a low kickback chain. Therefore, even filigree contours and difficult cuts can be carried out precisely.



MS 192 C-E

NEW



Lightweight chainsaw from STIHL with a standard handle. Specially developed carving chain with low vibration and reduced kickback. Very small track teeth for exact cutting of small radii and filigree contours. Perfect for demanding carvers, arborists and fruit farmers.

Displacement	Power output	Weight
30.1 cm ³	1.3 kW/1.8 bhp	3.3 kg*

Bar length	Order No.
25 cm	1137 200 0072
30 cm	1137 200 0071

MS 200

NEW



Extremely handy saw with a very good power-to-weight ratio and outstanding vibration properties. Recommended for use with a low kickback chain. With small track teeth, best-suited for the cutting of small radii and filigree contours. Ideal for demanding carvers, arborists and fruit farmers.

Displacement	Power output	Weight
35.2 cm ³	1.7 kW/2.3 bhp	3.8 kg*

Bar length	Order No.
25 cm	1129 200 0081
30 cm	1129 200 0080

Rescue chainsaw

Whether for rescue use or firefighting, when every second counts, performance is everything. This is when the powerful STIHL rescue chainsaw rises to the occasion. The engine releases enormous power at medium speed. The cutting teeth of the special chain are reinforced with tungsten carbide and cobalt and are impact resistant and can withstand even the hardest of jobs.



2

MS 460-R



Compact high-performance saw for emergency use and for firefighting. Engine builds up enormous power even at medium speeds. Special Rapid Duro R chain with reinforcement of tungsten carbide and cobalt.

Displacement	Power output	Weight
76.5 cm ³	4.4 kW/6.0 bhp	7.0 kg*

Bar length	Order No.
50 cm	1128 200 0158

Conversion kit for rescue saw



For existing 044, MS 440-series (excluding 044 C with catalytic converter/MS 440-D.)

For existing 046, MS 460-series (excluding 046 C with catalytic converter/MS 460-D.)

Order No.

1128 260 0003

1128 261 0005

Accessories for rescue saw

Rollomatic ES (Ematic Super) guide bars, 50 cm (with changeable bar nose).

Rapid Duro R (special chain).

Cutting depth limiter.

Full view protective goggles.

Order No.

3003 002 9421

3944 000 0072


3003 650 6500

0000 884 0330

R = Special handle

Electric chainsaws

The STIHL electric chainsaws offer comfort combined with mains power for those who want to work with chainsaws even in noise-sensitive areas. Quiet, powerful and with zero-emissions, they are also ideal for internal use, e.g. in the building and renovation trade. All STIHL electric chainsaws are fitted with the additional QuickStop Super chain brake system (Q). Selected models are also available with Quick Chain Tensioning (B).



MSE 140 C-Q



Very light and handy. With coasting brake. Good for building, DIY and for cutting firewood.

Power output	Rated voltage	Weight
230 V	1.4 kW	3.6 kg*

Bar length	Order No.
30 cm	1208 200 0133
35 cm	1208 200 0132

Additional versions: (For further details and features see the table on page 46.)

MSE 140 C-BQ: With Quick Chain Tensioning and QuickStop Super chain brake.

MSE 160 C-Q



Very handy. With coasting brake. Very good for building, DIY and for cutting firewood.

Power output	Rated voltage	Weight
230 V	1.6 kW	4.0 kg*

Bar length	Order No.
30 cm	1208 200 0116
35 cm	1208 200 0108

Additional versions: (For further details and features see the table on page 46.)

MSE 160 C-BQ: With Quick Chain Tensioning and QuickStop Super chain brake.

MSE 180 C-BQ



Powerful electric chainsaw. Comfortable to operate. With coasting brake and Quick Chain Tensioning. For DIY enthusiasts, farmers and occasional users.

Power output	Rated voltage	Weight
230 V	1.8 kW	4.2 kg*

Bar length	Order No.
30 cm	1208 200 0118
35 cm	1208 200 0110

MSE 200 C-BQ



The most powerful electric chainsaw of the series. Comfortable to operate. With QuickStop Super chain brake and Quick Chain Tensioning. For craftsmen, farmers and occasional users.

Power output	Rated voltage	Weight
230 V	2.0 kW	4.4 kg*

Bar length	Order No.
35 cm	1208 200 0109
40 cm	1208 200 0114

MSE 220 C-Q



Professional electric chainsaw for the building trade. Optimum technology with electro-dynamic coasting brake and full electronic control of the motor functions.

Power output	Rated voltage	Weight
230 V	2.2 kW	6.2 kg*

Bar length	Order No.
40 cm	1207 200 0056
45 cm	1207 200 0057

Extension cable

The 15 m long, oil-resistant extension cable is designed for a high mechanical load and regular outdoor use.



Order No.

0000 881 5415

Quick Chain Tensioning (B)

After releasing the sprocket cover, the chain tension can be adjusted using a thumb wheel without the need for tools.



* With standard guidebar and saw chain, excludes cable and chain lubricant

Overview of petrol chainsaws

NEW

NEW

NEW

NEW

NEW

Petrol chainsaws for property maintenance

	MS 170	MS 171	MS 180	MS 180 C BE	MS 180 C B D	MS 181	MS 181 C BE	MS 192 C E	MS 210	MS 211	MS 211 C BE
Displacement (cm ³)	30.1	30.1	31.8	31.8	31.8	31.8	31.8	30.1	35.2	35.2	35.2
Power output (kW/bhp)	1.3/1.8	1.3/1.8	1.5/2.0	1.5/2.0	1.5/2.0	1.5/2.0	1.5/2.0	1.3/1.8	1.6/2.2	1.7/2.3	1.7/2.3
Weight (kg)*	3.9	4.3	3.9	4.2	4.2	4.3	4.6	3.3	4.4	4.3	4.6
Weight to power ratio (kg/kW)	3.0	3.3	2.6	2.8	2.8	2.9	3.1	2.5	2.8	2.5	2.7
Oilomatic saw chain Pitch Type	3/8" P PMMC3 ^①	3/8" P PMMC3 ^①	3/8" P PMC3 ^②	3/8" P PMC3 ^②	3/8" P PMC3 ^②	3/8" P PMMC3 ^①	3/8" P PMMC3 ^①	3/8" P PMMC3 ^①	3/8" P PMC3 ^②	3/8" P PMC3 ^②	3/8" P PMC3 ^②
Rollomatic bars (bar length, cm**)	30	30	30 35	30 35	30 35	30 35	30 35	30 35	30 35	30 35	30 35
Anti-vibration system	●	●	●	●	●	●	●	●	●	●	●
Side mounted chain tensioning	○	●	○	–	–	●	–	●	○	●	–
Quick Chain Tensioning (B)	○	○	○	●	●	○	●	–	○	○	●
QuickStop Super chain brake (Q)	–	–	–	–	–	–	–	–	–	–	–
Manual fuel pump	–	–	–	–	–	–	–	●	–	–	●
Decompression valve	–	–	–	–	–	–	–	–	–	–	–
ElastoStart	○	○	○	–	●	○	–	–	○	○	–
ErgoStart (E)	–	–	–	●	–	–	●	●	–	–	●
Compensator	●	●	●	●	●	●	●	●	–	●	●
Long-life air filter system	–	●	–	–	–	●	●	–	●	●	●
Toolless tank cap	–	●	–	–	–	●	●	●	●	●	●
Catalytic converter (D)	–	–	–	–	●	–	–	–	–	–	–
Intelligent engine management (I)	–	–	–	–	–	–	–	–	–	–	–
Order number	1130 200 0113	1139 200 0000	1130 200 0110 1130 200 0108	1130 200 0109 1130 200 0104	1130 200 0111 1130 200 0112	11392000032 11392000005	11392000033 11392000034	1137 200 0040 1137 200 0041	1123 200 0323 1123 200 0310	1139 200 0026 1139 200 0009	1139 200 0027 1139 200 0028

Petrol chainsaws for forestry

	MS 200	MS 240	MS 260	MS 260 C B	MS 260 DW	MS 260 VW	MS 341	MS 360	MS 361	MS 361 C BQ	MS 361 VW	MS 381
Displacement (cm ³)	35.2	41.6	50.2	50.2	50.2	50.2	59.0	59.0	59.0	59.0	59.0	72.2
Power output (kW/bhp)	1.7/2.3	2.1/2.9	2.6/3.5	2.6/3.5	2.6/3.5	2.6/3.5	3.1/4.2	3.4/4.6	3.4/4.6	3.4/4.6	3.4/4.6	3.9/5.3
Weight (kg)*	3.8	4.7	4.8	4.9	5.2	5.0	5.5	5.7	5.6	5.8	5.8	6.6
Weight to power ratio (kg/kW)	2.2	2.2	1.8	1.9	2.0	1.9	1.8	1.8	1.6	1.7	1.7	1.7
Oilomatic saw chain Pitch Type	3/8" P PMC3 ^②	.325" RMC3 ^③	.325" RMC ^④	.325" RMC ^④	.325" RMC ^④	.325" RMC ^④	3/8" RSC ^⑤	3/8" RSC ^⑤	3/8" RSC ^⑤	3/8" RSC ^⑤	3/8" RSC ^⑤	3/8" RM-C ^④
Rollomatic bars (bar length, cm**)	30**** 35****	32 37	37 40	37 40	37 40	37	37 40	45	37 40	37 40	37 40	50
Anti-vibration system	●	●	●	●	●	●	●	●	●	●	●	●
Side mounted chain tensioning	●	–	●	–	●	●	●	●	●	–	●	●
Quick Chain Tensioning (B)	–	–	–	●	–	–	–	–	–	●	–	–
QuickStop Super chain brake (Q)	–	–	–	–	–	–	–	–	–	●	–	●
Decompression valve	–	–	●	●	●	●	●	●	●	●	●	–
ElastoStart	●	○	●	●	●	●	●	●	●	●	●	●
Compensator	●	●	●	●	●	●	●	–	–	●	●	●
Long-life air filter system	–	–	–	–	–	–	–	–	–	–	–	–
Toolless tank cap	●	●	●	●	●	●	●	●	●	●	●	●
Catalytic converter (D)	–	○	○	○	●	○	–	–	–	–	–	–
Heated handle (W)	–	–	–	–	●	●	–	–	–	–	●	●
Carburettor heating (V)	–	–	–	–	–	●	–	–	–	–	●	–
Order number	1129 200 0062 1129 200 0059	1121 200 0261 1121 200 0262	1121 200 0175 1121 200 0184	1121 200 0176 1121 200 0185	1121 200 0181 1121 200 0189	1121 200 0180	1135 200 0047 1135 200 0026	1125 200 0170	1135 200 0049 1135 200 0050	1135 200 0263 1135 200 0264	1135 200 0164 1135 200 0163	1119 200 0123

● Standard*
○ Retrofittable*
(special accessories)

B = Quick Chain Tensioning
E = ErgoStart
Q = QuickStop Super chain brake
D = Catalytic converter

I = Intelligent Engine Management
V = Heated carburettor*
W = Heated handle

① PMMC3: Picco Micro Mini Comfort 3
② PMC3: Picco Micro Comfort 3
③ RMC3: Rapid Micro Comfort 3

④ RMC: Rapid Micro Comfort
⑤ RSC: Rapid Super Comfort
⑥ RS: Rapid Super

Petrol chainsaws for agriculture and landscaping

MS 230	MS 230 C BE	MS 250	MS 250 C BE	MS 270	MS 270 C B	MS 280 I	MS 280 C BQ I	MS 290	MS 310	MS 390
45.4	45.4	45.4	45.4	50.0	50.0	54.7	54.7	56.5	59.0	64.1
2.0/2.7	2.0/2.7	2.3/3.1	2.3/3.1	2.6/3.5	2.6/3.5	2.8/3.8	2.8/3.8	3.0/4.1	3.2/4.4	3.4/4.6
4.6	4.9	4.6	4.9	5.3	5.4	5.3	5.5	5.9	5.9	5.9
2.3	2.5	2.0	2.2	2.0	2.1	1.9	2.0	2.0	1.8	1.7
3/8" P PMC3 ^②	3/8" P PMC3 ^②	3/8" P PMC3 ^②	3/8" P PMC3 ^②	.325" RMC3 ^③	.325" RMC3 ^③	.325" RMC3 ^③	.325" RMC3 ^③	3/8" RMC ^④	3/8" RMC ^④	3/8" RMC ^④
30	30	30	30	37	37	37	37	37	37	37
35	35	35	35	40	40	40	40	40	40	40
●	●	●	●	●	●	●	●	●	●	●
○	—	●	—	●	—	●	—	●	●	●
○	●	○	●	—	●	—	●	—	—	—
—	—	—	—	—	—	—	●	—	—	—
—	●	—	●	—	—	—	—	—	—	—
—	—	—	—	—	●	—	●	—	●	●
○	—	○	—	○	●	○	●	○	○	○
—	●	—	●	—	—	—	—	—	—	—
—	—	—	—	●	●	***	***	●	●	●
—	—	—	—	—	—	—	—	—	—	—
●	●	●	●	●	●	●	●	●	●	●
—	—	—	—	—	—	—	—	—	—	—
—	—	—	—	—	—	●	●	—	—	—
1123 200 0366	1123 200 0364	1123 200 0330	1123 200 0331	1133 200 0230	1133 200 0235	1133 200 0240	1133 200 0244	1127 200 0161	1127 200 0166	1127 200 0165
1123 200 0367	1123 200 0365	1123 200 0329	1123 200 0332	1133 200 0233	1133 200 0234	1133 200 0241	1133 200 0245	1127 200 0162	1127 200 0163	1127 200 0164

Additional kit for Quick Chain Tensioning (for MS 170, MS 171, MS 180, MS 181, MS 210, MS 211, MS 230, MS 250):
Order No. 1123 007 1008

Attachment holder (for MS 200–MS 260, MS 190 T, MS 192 T, MS 200 T):
Order No. 3005 650 7001

MS 440	MS 440 D	MS 440 W	MS 441	MS 441 W	MS 441 C Q	MS 460	MS 460 D	MS 460 W	MS 650	MS 660	MS 660 W	MS 880
70.7	70.7	70.7	70.7	70.7	70.7	76.5	76.5	76.5	84.9	91.6	91.6	121.6
4.0/5.4	4.0/5.4	4.0/5.4	4.1/5.6	4.1/5.6	4.1/5.6	4.4/6.0	4.4/6.0	4.4/6.0	4.8/6.5	5.2/7.1	5.2/7.1	6.4/8.7
6.3	6.7	6.5	6.6	6.7	6.7	6.6	6.9	6.7	7.3	7.3	7.5	9.9
1.6	1.7	1.6	1.6	1.6	1.6	1.5	1.6	1.5	1.5	1.4	1.5	1.6
3/8" RSC ^⑤	3/8" RSC ^⑤	3/8" RSC ^⑤	3/8" RSC ^⑤	3/8" RSC ^⑤	3/8" RSC ^⑤	3/8" RSC ^⑤	3/8" RSC ^⑤	3/8" RSC ^⑤	3/8" RSC ^⑤	3/8" RSC ^⑤	3/8" RSC ^⑤	.404" RS ^⑥
40	40	40	40	40	40	40	40	40	45	50	50	63
45, 50	45	45	45, 50	45	45	45, 50	45	45	50	63	63	75
●	●	●	●	●	●	●	●	●	●	●	●	●
●	—	●	●	●	●	●	●	●	●	●	●	●
—	—	—	—	—	—	—	—	—	—	—	—	—
—	—	—	—	—	●	—	—	—	—	—	—	—
●	●	●	●	●	●	●	●	●	●	●	●	●
●	●	●	●	●	●	●	●	●	●	●	●	●
●	●	●	●	●	●	●	●	●	●	●	●	●
—	—	—	●	●	●	—	—	—	—	—	—	—
—	●	—	—	—	—	—	●	—	—	—	—	—
—	—	●	—	●	—	—	—	●	—	—	●	—
—	—	—	—	—	—	—	—	—	—	—	—	—
1128 200 0122	1128 200 0125	1128 200 0133	1138 200 0013	1138 200 0025	1138 200 0058	1128 200 0127	1128 200 0135	1128 200 0130	1122 200 0194	1122 200 0193	1122 200 0196	1124 200 0000
1128 200 0123 1128 200 0124	1128 200 0126	1128 200 0134	1138 200 0014 1138 200 0027	1138 200 0026	1138 200 0056	1128 200 0128 1128 200 0129	1128 200 0136	1128 200 0131	1122 200 0195	1122 200 0296	1122 200 0297	1124 200 0001

* Excludes fuel, chain guide and chain

** Indicated bar length does not correspond to the actual available cutting lengths. For additional cutting attachments that can be supplied, see pages 58-59

*** Compensator function controlled by intelligent engine management

**** With lightweight track



Further information can be found at www.stihl.com

Overview of arborist chainsaws, carving chainsaws, rescue chainsaw and electric chainsaws

NEW

	Arborist chainsaws			Carving chainsaws		Rescue chainsaws
	MS 192 T	MS 192 TC E	MS 200 T	MS 192 C E	MS 200	MS 460 R
Displacement (cm ³)	30.1	30.1	35.2	30.1	35.2	76.5
Power output (kW/bhp)	1.3/1.8	1.3/1.8	1.7/2.3	1.3/1.8	1.7/2.3	4.4/6.0
Weight (kg)*	3.0	3.2	3.5	3.3	3.8	7.0
Weight-to-power ratio (kg/kW)	2.3	2.5	2.1	2.5	2.2	1.6
Oilomatic saw chain Pitch Type	3/8" P PMMC3 ^①	3/8" P PMMC3 ^①	3/8" P PMC3 ^②	1/4" RMS ^③	1/4" RMS ^③	3/8" RDR ^④
Rollomatic bars (bar length, cm)	30 ^① 35** ^②	30 ^① 35** ^②	30** 35**	25 30	25 30	50
Anti-vibration system	●	●	●	●	●	●
Side mounted chain tensioning	●	●	●	●	●	●
Manual fuel pump	●	●	–	●	–	–
ElastoStart	○	–	●	–	●	●
ErgoStart (E)	–	●	–	●	–	–
Compensator	●	●	●	●	●	●
Toolless tank cap	●	●	●	●	●	●
Order number	1137 200 0054 1137 200 0032	1137 200 0074 1137 200 0073	1129 200 0057 1129 200 0054	1137 200 0072 1137 200 0071	1129 200 0081 1129 200 0080	1128 200 0158

- Standard
- Retrofittable (Special accessories)

- E = ErgoStart
- T = Tophandle
- R = Round handle

- * Excludes fuel, chain guide and chain
- ** With lightweight track

Attachment holder (for MS 200 – 260, MS 190 T, MS 192 T, MS 200 T):
Order no. 3005 650 7001

Additional kit for Quick Chain Tensioning (for MSE 140, MSE 160, MSE 180):
Order no. 1208 007 1000

	Electric chainsaws						
	MSE 140 C Q	MSE 140 C BQ	MSE 160 C Q	MSE 160 C BQ	MSE 180 C BQ	MSE 200 C BQ	MSE 220 C Q
Nominal voltage (V)	230	230	230	230	230	230	230
Power requirement (kW)	1.4	1.4	1.6	1.6	1.8	2.0	2.2
Weight (kg)*	3.6	3.7	4.0	4.1	4.2	4.4	6.2
Cable length (m)	0.4	4.0	1.8	4.0	4.0	4.0	4.0
Oilomatic saw chain Pitch Type	3/8" P PMMC3 ^①	3/8" P PMMC3 ^①	3/8" P PMC3 ^②	3/8" P PMC3 ^②	3/8" P PMC3 ^②	3/8" P PMC3 ^②	3/8" RSC3 ^⑤
Rollomatic bars (bar length, cm)	30 35	30 35	30 35	30 35	30 35	35 40	40 45
Side mounted chain tensioning	–	–	●	–	–	–	●
Quick Chain Tensioning (B)	–	●	–	●	●	●	–
QuickStop Super chain brake (Q)	●	●	●	●	●	●	● ^⑥
Order number	1208 200 0133 1208 200 0132	1208 200 0119 1208 200 0120	1208 200 0116 1208 200 0108	1208 200 0117 1208 200 0111	1208 200 0118 1208 200 0110	1208 200 0109 1208 200 0114	1207 200 0056 1207 200 0057

- Standard
- Additional (Special accessories)

- B = Quick Chain Tensioning
- Q = QuickStop Super chain brake

- ① PMMC3: Picco Micro Mini Comfort 3
- ② PMC3: Picco Micro Comfort 3
- ③ RMS: Rapid Micro Special
- ④ RDR: Rapid Duro Rescue (tungsten carbide saw chain)
- ⑤ RSC3: Rapid Super Comfort 3
- ⑥ Electrodynamic coasting brake

- * Includes chain guide and saw chain, excludes cable and oil for chain

Carrying bag for chainsaws



Order No.
0000 881 0508

For storage and transport for MS 170, 171, 180, 181, 192 C-E, 190 T, 192 T, 200 T, 200, 211, 230, 240, 250, 260, 270, 280, 290, 310, 341, 360, 361, 390, 440, 441, 460, MSE 140, 160, 180, 200, MSE 220. Up to 45 cm bar length.

Chainsaw case



Order No.
0000 900 4008

For storage and transport for MS 170, 171, 180, 181, 192 C-E, 192 T, 192 TC-E, 200, 200 T, 211, 230, 240, 250, 260, 270, 280, 290, 310, 341, 360, 361, 390, 440, MSE 140, 160, 180 (not MSE-C versions).

Chain guard

Order No.
0000 792 9128

Up to 30 cm bar length



For MS 170, 171, 180, 181, 192 T, 192 C-E, 200 T, 200, 210, 211, 230, 250.

Order No.
0000 792 9129

Up to 37 cm bar length



For MS 240, 260, 270, 280-I, 290, 310, 341, 361, 390, 440, 441, 460, 650, 660.

Order No.
0000 792 9152

Up to 40 cm bar length



For MSE 140, 160, 180, 200; MS 170, 171, 180, 181, 192 T, 192 C-E, 200 T, 200, 210, 211, 230, 250.

Order No.
0000 792 9130

Up to 53 cm bar length



For MS 880.

Chain guard extension

Order No.



15 cm
For chain guard 0000 792 9128



26 cm
For chain guard 0000 792 9129



37 cm
For chain guard 0000 792 9130

Combi spanner



Order No.
1129 890 3401

Practical tool for all STIHL chainsaws. For replacing and tightening of saw chains, blades and spark plugs.

Wooden sawhorse



Order No.
0000 881 4602

Lightweight design for comfortable sawing of firewood.

Metal sawhorse



Order No.
0000 881 4607

Stable design, painted grey. Chain with spring pull to enable the log to be clamped.

Sawhorse Smart Holder



Order No.
0000 881 4605

Anti-tilting, metal frame, can be hinged together through loosening of 2 fly nuts. For the cutting of wood of 25 to 230 mm diameter.

Capped sawhorse



Order No.
0000 881 4606

Grey. For STIHL MS 361 chainsaws and electric chainsaws, bar length max. 37 cm. Ultimate load 100 kg.

Pole pruners

STIHL pole pruners are the ideal tools for the maintenance of fruit trees and for pruning woody plants. With the 'chainsaw on a pole', branches can be cut comfortably and easily from the base up to a height of approximately 5 metres – according to model. The electrical pole pruner HTE 60 is suitable especially in residential areas and in sound-sensitive zones thanks to its quiet running.

2

HT 75



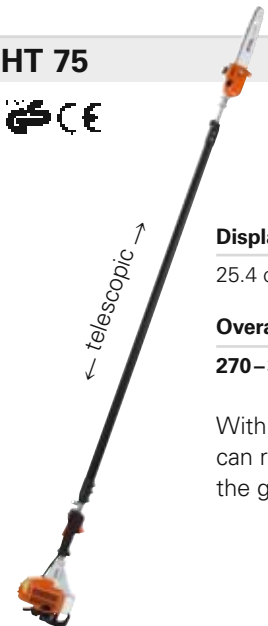
Only while stocks last!

← telescopic →

Displacement	Power output	Weight
25.4 cm ³	0.95 kW/1.3 bhp	6.9 kg*

Overall length	Order No.
270–390 cm	4138 200 0023

With its extendable shaft, STIHL HT 75 can reach branches up to approx. 5 m off the ground. With STIHL 2-stroke engine.



HT 101

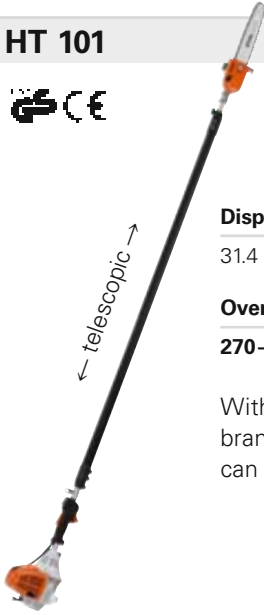


← telescopic →

Displacement	Power output	Weight
31.4 cm ³	1.05 kW/1.4 bhp	7.6 kg*

Overall length	Order No.
270–390 cm	4182 200 0060

With the STIHL HT 101 pole pruner, branches up to a height of approx. 5 m can be cut. With STIHL 4-MIX engine.



HT 131

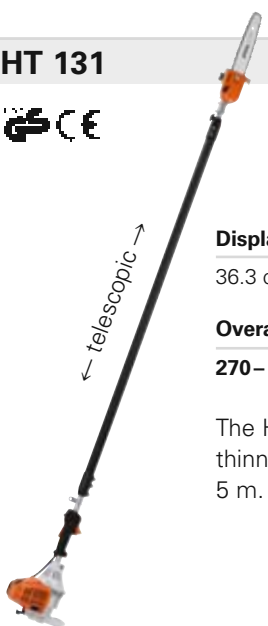


← telescopic →

Displacement	Power output	Weight
36.3 cm ³	1.4 kW/1.9 bhp	7.8 kg*

Overall length	Order No.
270–390 cm	4182 200 0062

The HT 131 pole pruner can be used for thinning out branches up to a height of 5 m. With STIHL 4-MIX engine.



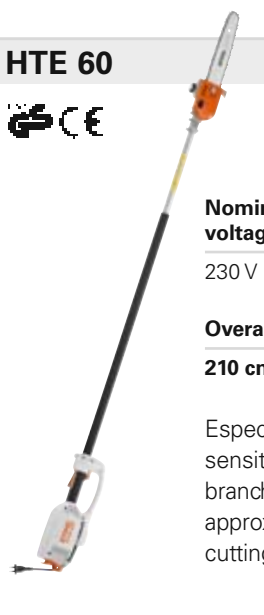
HTE 60



Nominal voltage	Power voltage	Weight
230 V	1.45 kW	4.5 kg**

Overall length	Order No.
210 cm	4810 200 0004

Especially ideal for working in noise-sensitive areas. It enables cutting of the branches from the base up to a height of approximately 3.20 m. High torque for cutting thick branches.



* Excludes fuel and cutting attachment ** Excludes cable



Pole pruners

	HT 75	HT 101	HT 131	HTE 60
Displacement (cm ³)	25,4	31,4	36,3	–
Power output (kW/bhp)	0,95/1,3	1,05/1,4	1,4/1,9	–
Nominal voltage (V)	–	–	–	230
Power requirement (kW)	–	–	–	1,45
Weight (kg)	6,9*	7,6*	7,8*	4,5**
Bar length (cm)	30/3/8" P▲	30/3/8" P▲	30/3/8" P▲	30/3/8" P▲
Total length with cutting attachment (cm)	270–390	270–390	270–390	210
4-MIX engine	–	●	●	–
Anti-vibration system	●	●	●	–
ElastoStart	●	–	–	–
Automatic decompression	–	●	●	–
Toolless tank caps	●	●	●	● ^①
Carrying belt/carrying system	●	●	●	–
Order number	4182 200 0023	4182 200 0060	4182 200 0062	4810 200 0004

● Standard

▲ PMMC3: Picco Micro Mini Comfort 3

① Saw chain oil tank only

Backpack system HT for pole pruners



For HT 75,
HT 101, HT 131.

Order No.
4182 790 4400

The innovative backpack system makes work particularly effortless and ergonomic.

Angled gear head



For HT pole pruners.

Order No.
4138 640 0201

Comfort harness HT for pole pruners



Distributes the load uniformly over the shoulders, back, hips and upper thighs.
Accessory for HT 75, HT 101.

For HT 75, HT 101.

Order No.
4138 710 9001

Cutting attachments

3

“Chainsaw, saw chains and guide bars from STIHL. When it comes to my equipment, I don't compromise.”

Christian Frøyd

With his STIHL chainsaw and original STIHL cutting attachments.



Hand made precision

Proof about whether something works smoothly is often obtained during its operation. To allow you to concentrate on the job we create our tools with the highest precision. You will find suitable chainsaws and cutting attachments for each job, exactly harmonised for your work, as STIHL is the only chainsaw manufacturer worldwide that develops and produces its own saw chains and guide bars. The saw chains are manufactured with 'Swiss precision' from the STIHL factory in Wil (Switzerland). They, as well as a large part of our guide bars, are manufactured on special machines, which have been developed and built by STIHL itself.

Cutting accessories

50–65

Saw chains – Technology highlights

52

Saw chain technology for every application

53-55

Guide bar – Technology highlights

56-57

Overview – saw chains and guide bars

58-61

Tools for servicing attachments

62-65

Saw chains

STIHL is the only worldwide manufacturer of chainsaws to build its own saw chains and guide bars. This ensures our cutting attachments fit our STIHL chainsaws perfectly. High manufacturing quality and innovative technologies have made our chainsaws popular – and all our additional components. Best examples here are the STIHL Ematic system and the STIHL Oilomatic lubricating system. Both systems enhance the durability and reliability of the saw chains.

3

STIHL Ematic System

The STIHL Ematic System reduces the consumption of chain lubricant by up to 50 %, depending on the length of the bar and chain and the type of wood being cut. The system comprises an Ematic guide bar, an Oilomatic-chain and a variable-flow oil pump. The interaction of these components ensures that virtually every drop of chain lubricant is delivered to exactly the right spot.



The STIHL Oilomatic lubrication system

This system reduces friction and wear and consequently extends the service life of the bar and chain as a whole. Chain lubricant flows into fine oilways in the drive links and is distributed quickly and evenly to the chain joints and cutter faces.



Service and wear marks

The service and wear limit marks embossed into the cutters of STIHL chains are extremely useful for sharpening the chain and checking the extent to which it has worn (not PMN).



Oilomatic saw chain parts	Area of application								High release
	Firewood and argriculture	Landscaping and gardening	Forestry	Arborist	Carving	Rescue services	Electrical chainsaws		
Picco Micro Mini Comfort 3 (PMMC3)	++			++	○	++	++		In 3/8" available
Picco Micro Comfort 3 (PMC3)	++			++	○		++		In 3/8" P available
Rapid Micro Special (RMS)		+*		+*	++*		+		In 1/4" available
Rapid Micro (RM)			+						In .404" available
Rapid Micro Comfort (RMC)		++	++						In .325", 1/4" & 3/8" available
Rapid Micro Comfort 3 (RMC3)	○	++	++						In .325" available
Rapid Super (RS)		++	++						In .404" available
Rapid Super Comfort (RSC)	○	+	++						In .325" & 3/8" available
Rapid Super Comfort 3 (RSC3)		++	++				++		In 3/8" available
Rapid Duro (RD)		+	+				+		In 3/8" available
Rapid Duro R (RDR)						++			In 3/8" available

○ Suitable + Recommended ++ Highly recommended

* In case of MS 190 T, 192 T, 200 T, the STIHL 1/4" Rapid Micro Special (RMS) saw chain is for use with the STIHL carving-guide bar



You can easily find the suitable chains and bars for your chainsaw in the chains and bars adviser at www.stihl.com

Saw chain technology for every application



3

Picco Micro Mini Comfort 3



First low vibration STIHL saw chain for the entry class. Robust, low kick-back and resilient saw chain with especially high cutting performance. Available in $\frac{3}{8}$ " P.

Picco Micro Comfort 3 (PMC3)



Universal use low profile saw chain for light chain saws. With reduced kick-back tendency and at the same time higher cutting performance. Available in $\frac{3}{8}$ " P.

Rapid Micro Special (RMS)



Low vibration comfort carving saw chain with very good cutting performance. Through shortened tooth-head, no extra pressure is required for piercing. Achieves noticeably better piercing speed compared to conventional $\frac{1}{4}$ " chains.

Saw chain technology for every application

Rapid Micro (RM)



Ideal universal saw chain for agriculture, forestry and the construction industry with excellent guiding qualities and higher cutting performance. Available in .404"

Rapid Micro Comfort (RMC)



Comfort saw chain with low vibrations, smooth cutting and low chatter. Available in .325" and also new in 1/4" and 3/8"

Rapid Micro Comfort 3 (RMC 3)



Comfort saw chain with low vibrations, soft cutting, low chatter and reduced kick-back. Available in .325"

Rapid Super (RS)



High-performance saw chain for professional use. Variant: Rapid Super Classic (RSK) for hard wood. Available in .404"

Rapid Super Comfort (RSC)



High-performance saw chain with low vibrations, soft cutting and low chatter and also extremely high cutting and piercing performance. Available in .325" and 3/8"



Rapid Super Comfort 3 (RSC3)



High performance saw chain with driving links, which reduces kick-back, but at the same time extremely high cutting and piercing performance is obtained. Available in $\frac{3}{8}$ "

Rapid Duro (RD)



Hard metal saw chain, which will stay sharp for a long time, even when used frequently and for the most demanding jobs (e.g. dirty or frozen wood). Available in $\frac{3}{8}$ "

Rapid Duro R (RDR)



Special saw chain for toughest jobs (e.g. wood with nails, binding material and bullet-proof glass). The cutting teeth are reinforced with hard sheet metal plating over the whole of their surface. Available in $\frac{3}{8}$ "

Guide bars

The guide bar is responsible for precisely guiding the saw chain with minimum loss of friction. Together with the sprocket and the saw chain they convert the engine power output into cutting performance. STIHL guide bars are highly resilient and also cope with the toughest tasks without deforming. STIHL guide bars will meet your various requirements and areas of operation, based on two basic types: Rollomatic and Duromatic. Rollomatic bars allow the saw chain to run, with little friction, over a sprocket nose on the guide bar nose. Duromatic guide bars are exceptionally robust solid bars and are therefore ideal for exacting tasks such as cutting hard wood.

3

Guide bar maintenance of parts	Usage areas							
	Firewood and agriculture	Landscaping and gardening	Forestry	Arborist	Carving	Recovery services	Electric saws	High-release
Carving				++	++		+	+
Rollomatic Mini	++	+	○	++	○		++	++
Rollomatic E Light	++	++	○	++	○		++	○
Rollomatic E 10 Z	++	++	○	+	○		++	○
Rollomatic E 11 Z	+	+	++				+	
Rollomatic ES	+	+	++			++		
Duromatic E	○	+	+					

Z = Number of teeth diversion star ○ Suitable + Recommended ++ Highly recommended

STIHL Carving



Especially high-value guide bar with very narrow rail radius and hard metal plating. In connection with 1/4" RMS chain, extremely suitable for cutting and maintenance of trees.

STIHL Rollomatic Mini



The combination of these particularly flat guide bars with the small-link Picco-Mini chain reduces weight considerably while at the same time improving the cutting performance. Like all STIHL guide bars, it is made of high-grade chrome molybdenum steel.



You will easily find the suitable chains and bars for your chainsaw in the chains and bars adviser at www.stihl.com

STIHL Rollomatic E Light



The body of this lightweight bar is comprised of three steel plates electrically welded together with a large area hollowed out. The open area is filled with glass fibre-reinforced polyamide. The result: 30 % lighter.

STIHL Rollomatic E



The body of the STIHL Rollomatic E consists of three metal plates electrically welded together in such a way that the middle one is hollowed out over a large area. The advantage: higher stability and at the same time less weight. In order to cover the broad spectrum of specifications, the Rollomatic E guide bars are made with two different sizes of bar noses (sprocket noses).

Features of the Rollomatic E (Ematic) with small bar nose:

- Sprocket noses of up to 10 teeth, sprocket bearing held in place by 4 rivets
- reduced kickback tendency
- ideal for all-round use in harvesting light timber and also for pruning as well as in forestry cultivation with chainsaws of up to approx. 3.5 kW output

Features of the Rollomatic E (Ematic) with large bar nose:

- Sprocket noses with 11 teeth or more, sprocket bearing held in place by 6 rivets
- high piercing performance
- for high specifications in professional use for felling and cutting to length with chainsaws of medium to high power output over 3.5 kW

STIHL Rollomatic ES



The STIHL Rollomatic ES (Ematic Super) comprises a solid and particularly rigid bar with a bar nose which can be replaced entirely. It is therefore ideal for the demanding professional user and is used above all on heavy-duty machines for felling and bucking.



STIHL Duromatic E





The STIHL Duromatic E is an exceptionally robust solid bar for chainsaws in the middle and high-performance categories. The bar itself is made of extremely strong solid steel. The bar nose, which is exposed to the greatest stress, is protected by a carbide alloy plating.

Overview of saw chains and guide bars

Cutting accessories for property maintenance chainsaws

Chainsaws 				Saw chains 		
STIHL chainsaw Series	Bar length (cm)*	Pitch	Drive link thickness/nominal width (mm)	Picco Micro Mini Comfort 3 (PMMC3) Order No.	Picco Micro Comfort 3 (PMC3) Order No.	
MS 170, 171, 180, 181, 192	30	3/8 P▲	1.1	3610 000 0044	–	
	35	3/8 P▲	1.1	3610 000 0050	–	
	40	3/8 P▲	1.1	3610 000 0055	–	
MS 200, 210, 211, 230, 250	30	3/8 P	1.3	–	3636 000 0044	
	35	3/8 P	1.3	–	3636 000 0050	
	40	3/8 P	1.3	–	3636 000 0055	

Cutting accessories for agriculture chainsaws

Chainsaws 				Saw chains 		
STIHL chainsaw Series	Bar length (cm)*	Pitch	Drive link thickness/nominal width (mm)	Rapid Micro Comfort (RMC) Order No.	Rapid Micro Comfort 3 (RMC3) Order No.	Rapid Super Comfort (RMC) Order No.
MS 270, 280	32	.325	1.6	3629 000 0056	3634 000 0056	3639 000 0056
	37	.325	1.6	3629 000 0062	3634 000 0062 ^①	3639 000 0062
	40	.325	1.6	3629 000 0067	3634 000 0067	3639 000 0067
MS 290, 310, 390	37	3/8	1.6	3652 000 0056	–	3621 000 0056
	40	3/8	1.6	3652 000 0060	–	3621 000 0060
	45	3/8	1.6	3652 000 0066	–	3621 000 0066

Cutting accessories for forestry chainsaws

Chainsaws 				Saw chains 							
STIHL chainsaw Series	Bar length (cm)*	Pitch	Drive link thickness/nominal width (mm)	Picco Micro Comfort 3 (PMC3) Order No.	Rapid Micro RM Order No.	Rapid Micro Comfort (RMC) Order No.	Rapid Micro Comfort 3 (RSC3) Order No.	Rapid Super (RS) Order No.	Rapid Super Comfort (RSC) Order No.	Rapid Super Comfort 3 (RSC3) Order No.	
MS 200	30	3/8 P	1.3	3636 000 0044	–	–	–	–	–	–	
	35	3/8 P	1.3	3636 000 0050	–	–	–	–	–	–	
	40	3/8 P	1.3	3636 000 0055	–	–	–	–	–	–	
MS 240, 260	32	.325	1.6	–	–	3629 000 0056	3634 000 0056	–	3639 000 0056	–	
	37	.325	1.6	–	–	3629 000 0062	3634 000 0062	–	3639 000 0062	–	
	40	.325	1.6	–	–	3629 000 0067	3634 000 0067	–	3639 000 0067	–	
MS 341, 360, 361	37	3/8	1.6	–	–	3652 000 0056	–	–	3621 000 0056	3626 000 0056	
	40	3/8	1.6	–	–	3652 000 0060	–	–	3621 000 0060	3626 000 0060	
	45	3/8	1.6	–	–	3652 000 0066	–	–	3621 000 0066	3626 000 0066	
MS 381, 440, 441, 460, 650, 660	40	3/8	1.6	–	–	3652 000 0060	–	–	3621 000 0060	3626 000 0060	
	45	3/8	1.6	–	–	3652 000 0066	–	–	3621 000 0066	3626 000 0066	
	50	3/8	1.6	–	–	3652 000 0072	–	–	3621 000 0072	3626 000 0072	
	63	3/8	1.6	–	–	3652 000 0084	–	–	3621 000 0084	3626 000 0084	
MS 880	75	3/8	1.6	–	–	3652 000 0098	–	–	3621 000 0098	3626 000 0098	
	53	.404	1.6	–	3960 000 0068 ^①	–	–	3946 000 0068 ^①	–	–	
	63	.404	1.6	–	3960 000 0080 ^①	–	–	3946 000 0080 ^①	–	–	
	75	.404	1.6	–	3960 000 0091 ^①	–	–	3946 000 0091 ^①	–	–	

▲ PMMC3: Picco Micro Mini Comfort 3 (narrow cutting) set

① Essential for 7-teeth chain wheel; in case of 8-teeth chain wheel 1 drive link more


② Saw chains: 96 drive links

Guide bars 

Rollomatic Mini Order No.	Rollomatic E Light Order No.	Rollomatic Order No.	No. teeth
3005 000 3905	–	–	7
3005 000 3909	–	–	7
3005 000 3913	–	–	7
–	3005 000 7405	3005 000 4805	9
–	3005 000 7409	3005 000 4809	9
–	3005 000 7413	3005 000 4813	9

Guide bars 

Rapid Super Comfort 3 (RSC3) Order No.	Rapid Duro (RD) Order No.	Rollomatic E Order No.	No. teeth	Duromatic E Order No.
–	–	3003 000 5306	11	3003 000 9211
–	–	3003 000 6811	11	3003 000 9213
–	–	3003 000 6813	11	3003 000 9217
3626 000 0056	3943 000 0056	3003 000 6111	11	3003 000 9211
3626 000 0060	3943 000 0060	3003 000 6113	11	3003 000 9213
3626 000 0066	3943 000 0066	3003 000 6117	11	3003 000 9217

Guide bars 

Rapid Duro (RD) Order No.	Rollomatic E Light Order No.	Rollomatic E Order No.	Rollomatic ES Order No.	No. teeth	Duromatic E Order No.
–	3005 000 7405	3005 000 4805	–	9	–
–	3005 000 7409	3005 000 4809	–	9	–
–	3005 000 7413	3005 000 4813	–	9	–
–	–	3003 000 5306	–	11	–
–	–	3003 000 6811	–	11	3003 000 9211
–	–	3003 000 6813	–	11	3003 000 9213
3943 000 0056	–	3003 000 5211	–	11	3003 000 9211
3943 000 0060	–	3003 000 5213	–	11	3003 000 9213
3943 000 0066	–	3003 000 5217	–	11	3003 000 9217
3943 000 0060	–	3003 000 5213	–	11	3003 000 9213
3943 000 0066	–	3003 000 5217	–	11	3003 000 9217
3943 000 0072	–	–	3003 000 9821	13	3003 000 9221
3943 000 0084	–	–	3003 000 9831	13	3003 000 5631
3943 000 0098	–	–	3003 000 9842	13	3003 000 9241 [®]
–	–	–	3002 000 9723	12	3002 000 8423
–	–	–	3002 000 9731	12	3002 000 9231
–	–	–	3002 000 9741	12	3002 000 8041

* The attainable cut length is potentially greater than here indicated






Overview of saw chains and guide bars



Cutting accessories for arborist chainsaws

Chainsaws 				Saw chains 		
STIHL chainsaw Series	Bar length (cm)*	Pitch	Drive link thickness/nominal width (mm)	Picco Micro Mini Comfort 3 (PMMC3) Order No.	Picco Micro Comfort 3 (PMC3) Order No.	Rapid Micro Special (RMS) Order No.
MS 192 T, 200 T	25	1/4**	1.3	–	–	3661 000 0056*
	30	1/4**	1.3	–	–	3661 000 0064*
MS 192 T	30	3/8 P▲	1.1	3610 000 0044	–	–
	35	3/8 P▲	1.1	3610 000 0050	–	–
	40	3/8 P▲	1.1	3610 000 0055	–	–
MS 200 T	30	3/8 P	1.3	–	3636 000 0044	–
	35	3/8 P	1.3	–	3636 000 0050	–
	40	3/8 P	1.3	–	3636 000 0055	–




Cutting accessories for carving chainsaws

Chainsaws 				Saw chains 	Guide bar 
STIHL chainsaw Series	Bar length (cm)*	Pitch	Drive link thickness/nominal width (mm)	Rapid Micro Special (RMS) Order No.	Carving Order No.
MS 192, 200	25	1/4**	1.3	3661 000 0056*	3005 003 4203
MS 170, 171, 180, 181, 210, 211, 230, 250, MSE 140, 160, 180, 200	30	1/4**	1.3	3661 000 0064*	3005 003 4205

Cutting accessories for electric chainsaws

Electric chainsaws 				Saw chains 		
STIHL Electric chainsaw Series	Bar length (cm)*	Pitch	Drive link thickness/nominal width (mm)	Picco Micro Mini Comfort 3 (PMMC3) Order No.	Picco Micro Comfort 3 (PMC3) Order No.	Rapid Micro Comfort Order No.
MSE 140	30	3/8 P▲	1.1	3610 000 0044	–	–
	35	3/8 P▲	1.1	3610 000 0050	–	–
	40	3/8 P▲	1.1	3610 000 0055	–	–
MSE 160, 180, 200	30	3/8 P	1.3	–	3636 000 0044	–
	35	3/8 P	1.3	–	3636 000 0050	–
	40	3/8 P	1.3	–	3636 000 0055	–
MSE 220	37	3/8	1.6	–	–	3652 000 0056
	40	3/8	1.6	–	–	3652 000 0060
	45	3/8	1.6	–	–	3652 000 0066

Cutting accessories for pole pruners

Pole pruner 				Saw chains 	Guide bar 
STIHL Pole pruner Series	Bar length (cm)*	Pitch	Drive link thickness/nominal width (mm)	Picco Micro Mini Comfort 3 (PMMC3) Order No.	Rollomatic Mini Order No.
HT 75, 101, 131, HTE 60	30	3/8 PG	1.1	3610 000 0044	3005 000 3905

* PMMC3: Picco Micro Mini Comfort 3 (narrow cutting set)

** The attainable cut length is potentially greater than here indicated

Guide bar 

Carving Order No.	Rollomatic Mini Order No.	Rollomatic E Light Order No.	Rollomatic E Order No.	No. teeth
3005 003 4203	–	–	–	–
3005 003 4205	–	–	–	–
–	3005 000 3905	–	–	7
–	3005 000 3909	–	–	7
–	3005 000 3913	–	–	7
–	–	3005 000 7405	3005 000 4805	9
–	–	3005 000 7409	3005 000 4809	9
–	–	3005 000 7413	3005 000 4813	9

Cutting tools for rescue chainsaw
Chainsaws 
STIHL chainsaw Series

MS 460-R

Bar length (cm)*


50

Pitch

 $\frac{3}{8}$

Drive link thickness/nominal width (mm)

1.6

Saw chains 

Rapid Duro Recovery (RDR) Order No.

3944 000 0072


Guide bar 

Rollomatic ES Order No.

3003 002 9421

No. teeth

11

Guide bar 

Rapid Super Comfort 3 (RSC3) Order No.

Rollomatic Mini Order No.

Rollomatic E Light Order No.

Rollomatic E Order No.

No. teeth

–

3005 000 3905

–

–

7

–

3005 000 3909

–

–

7

–

3005 000 3913

–

–

7

–

–

3005 000 7405

3005 000 4805

9

–

–

3005 000 7409

3005 000 4809

9

–

–

3005 000 7413

3005 000 4813

9

3626 000 0057

–

–

3003 000 6111

10

3626 000 0060

–

–

3003 000 6113

10

3626 000 0066

–

–

3003 000 6117

10

No. Teeth

7

** In case of MS 190 T, 192 T, 200 T, the STIHL 1/4" Rapid Micro Special (RMS) saw chain is only permitted in connection with the STIHL carving-guide bar



Tools for servicing attachments

Filing kit



1/4" and 3/8" PM-Chain
 .325" – Chain
 3/8" – Chain
 .404" – Chain

Order No.
 5605 007 1027
 5605 007 1028
 5605 007 1029
 5605 007 1030

Comprising file holders with round file, flat file and file gauge in a strong pouch.

Round file for saw chains



1/4" and 3/8" P ø 4.0x200 mm
 .325" ø 4.8x200 mm
 3/8" ø 5.2x200 mm
 .404" ø 5.5x200 mm

Order No.
 5605 772 4006
 5605 772 4806
 5605 772 5206
 5605 772 5506
 5605 772 3506
 5605 772 4506

For STIHL sharpening sets and file holders.

File holder with round file



1/4" and 3/8" P-Chain ø 4.0 mm
 .325" – Chain ø 4.8 mm
 3/8" – Chain ø 5.2 mm
 .404" – Chain ø 5.5 mm

Order No.
 5605 750 4327
 5605 750 4328
 5605 750 4329
 5605 750 4330

Filing gauge



1/4", 3/8" P, .325" and 3/8"
 .404"

Order No.
 1110 893 4000
 1106 893 4000

For checking side and top plate cutting angle, cutter length and depth gauge setting, for cleaning the groove and oil inlet hole in the guide bar.

Flat file



150 mm

Order No.
 0814 252 3356

For reworking the depth limiter.

File handles



Order No.
 0811 490 7860

Wood for all round, triangular and flat file handles.



Order No.
 0000 881 4500

Plastic, filing angles for all round, triangular and flat files.



Order No.
 FH 3 0000 881 4503

2-component handle for flat files up to 150 mm.



Order No.
 FH 1 0000 881 4502

2-component handle, with filing angles for all round files.



Gauge



For determining the pitch of the chain and sprocket as well as the thickness of the drive-link and groove width of the guide bar.

Order No.

0000 893 4105

Order No.

0000 893 4101

For determining the amount of wear on the sprockets.

Maintenance set for cutting tools



Order No.

0000 007 1016

Containing:
items 1110 893 4000 and
0000 893 4105/4101.

File holder for round files

For chisel tooth circular saw blades.

Order No.

5605 750 4343

Triangular file

For scratcher tooth circular saw blades.

Order No.

0811 421 8971

Flat file

For scratcher tooth circular saw blades and depth limiters for saw chains.

Order No.

0814 252 3356

Mill saw file

Flat file for brush knife and scratcher tooth circular saw blade.

Order No.

0814 212 3310

Sharpening template

For brush knife.

Order No.

4020 890 5500

Tools for maintenance of cutting attachments

3



Filing tool FG1^①



Order No.
5603 012 7510

Plastic hand file device, without file handles and files.

Filing tool FG 2^①



Order No.
5604 000 7501

Precision metal filing tool, for workbench mounting, without file handles and files.

Order No.
5604 890 5800

For workbench mounting, set of 2 needed.

Filing tool FG 3

As in FG2, for fixing on the cutter attachment, without file handles and files.

Order No.
5610 000 7500

Bar vice



Lightweight version
Heavy version

Order No.
0000 881 0401
0000 881 0400

STIHL HOS basic equipment

Filing unit for sharpening all STIHL chipper tooth saw chains, complete with swivel head and grinding wheel.

Order No.
5202 200 0000

① Illustrations show special accessories

② With shaped grinding wheel

STIHL USG^①



Universal sharpener for sharpening all STIHL saw chains, circular saw blades for clearing saw and hedge trimmer blades

Order No.

Basic equipment **5203 200 0002**

Complete with swivel support for all STIHL Oilomatic saw chains and 2-shaped grinding wheels.

Swivel head for chisel tooth chain^②. **Order No. 5203 750 1405**

Swivel head for hedge trimmer blades^②. **Order No. 5203 750 1400**

Swivel head for circular saw blades^②. **Order No. 5203 750 2800**

Accessories for USG and HOS

Working lamp **Order No. 5203 750 2700**

Pedal-operated clamping fixture **5203 007 1003**

Diamond dressing attachment **5203 890 4400**

Diamond grinding wheel for carbide-tipped **5203 757 0901**

Rapid-Duo saw chain

Rivet spinner NG 5



Order No.

5805 012 7510

For riveting saw chains.

Chain breaker NG 4



Order No.

5805 012 7500

For removing rivets from saw chains.

Combined rivet spinner and chain breaker NG 7



Order No.

5805 012 7520

Combined device for riveting and breaking saw chains.

Combined rivet spinner and chain breaker NG 6



Order No.

0000 881 4700

Hand tool for riveting and breaking 3/8" saw chains.

Die for 1/4" **Order No.**

and 3/8" PM, 3/8" PMN **0000 881 4720**

Die for .325" **0000 881 4721**

Die for 3/8" **0000 881 4722**

Die for .404" **0000 881 4723**

Guide bar maintenance tool

NEW



Order No.

5605 773 4400

Tool for deburring of the guide bar. Ergonomically designed plastic clamp with flat file (100 x 22 mm) made of hardened tool steel.

Accessories: Flat file (without illustration)

For guide bar leveller.

Order No.

5605 773 4200

Brushcutters and clearing saws

“The mountain goats can learn a lesson from my STIHL brushcutter.”

Gottfried Wörndle

With his robust and dependable STIHL FS 310 brushcutter.



Powerful performance, wherever it is needed

STIHL brushcutters and clearing saws have developed to become capable of dealing with every situation. Depending on the type of engine and cutting tool, the possible uses range from tidying up small edges of the lawn to mowing areas of grass and on to thinning out overgrown bushes. A broad selection of products makes it easier to choose the exact equipment made to meet your requirements.

Brushcutters, clearing saws, cultivating and cutting tools	66 – 85
<i>Brushcutters and clearing saws – Technology highlights</i>	68 – 69
Light brushcutters	70
Electric brushcutters	71
Powerful brushcutters	72 – 73
Clearing saws	74 – 75
Overview of brushcutters, clearing saws and accessories	76 – 77
Attachments for brushcutters/Backpack brushcutters	78 – 79
Cutting tools/Accessories	80 – 81
Overview of cutting tools	82 – 83
Mowing lines	84 – 85

Clearing saws and brushcutters

Brushcutters and clearing saws by STIHL are specialists for areas where a lawn mower cannot be used. They trim edges, light bushes or young plants. The devices can be selected from various categories and equipped with the corresponding cutting tool depending on the requirement and area of deployment.



1 STIHL 4-MIX Engine

Combines the advantages of – two-stroke and 4-stroke engines. Fewer emissions, a more pleasant sound and high torque.

2 Automatic decompression

The decompression system opens the intake valve automatically when the engine is started. This considerably reduces the effort needed to pull the starter rope.

3 Long-life air filter system

Long intervals between cleaning and reliable engine protection.

4 Bike handle

When used in conjunction with a harness, the bike handle enables a smooth, mowing action when working on large areas and allows the machine to be guided easily, thus reducing fatigue.

5 4-point anti-vibration system

Handles that considerably reduce vibration for working comfortably and reducing fatigue (from FS 310).

6 Drive shaft

Particularly stable hollow shaft. Can be used in extreme weather conditions.


7 Handle adjustment

The central wing nut enables easy adjustment without the use of tools. For transportation and space-saving storage, the handle can be rotated through 90°.

8 Multi-function handle

One hand keeps a grip on all the operating elements for controlling the machine – for safe and reliable operation.





Technical highlights

STIHL ElastoStart

Special starter grip for smooth starting. Makes light work of starting the machines.

STIHL ErgoStart (E)

Easy starting with less effort, no kickback, with an additional spring between the crankshaft and the rope rotor.

Loop handle

Clearing saws with loop handles are designed for trimming and thinning jobs, working without a harness and in areas where space is limited.

Comfort harness

The load is evenly distributed over the shoulders, back and hips, with soft padding, for prolonged working on large areas.

Further information:

STIHL brushcutters and clearing saws have a whole range of practical features. Depending on the model, the equipment criteria may vary from those shown here. For technical data and features see the tables on pages 76-77. Personal protective equipment can be found from page 194. Ear protectors, goggles, facial protection, gloves, tough clothing and safety boots. For further product information and the location of your nearest Stihl dealer please visit our website www.stihl.com. Your STIHL supplier will also be happy to help you.

Light brushcutters

FS 38



Displacement	Weight
27.2 cm ³	4.1 kg*
Power output	
0.65 kW/0.9 bhp	
Order No.	
4140 011 2359	

FS 45




Displacement	Weight
27.2 cm ³	4.1 kg*
Power output	
0.75 kW/1.0 bhp	
Order No.	
4140 011 2300	

Additional versions:

(For further details and features, please refer to the table on Page 76)

FS 45 C-E: With ErgoStart.

FS 55



Displacement	Weight
27.2 cm ³	5.0 kg*
Power output	
0.75 kW/1.0 bhp	
Order No.	
4140 203 0019	

Additional versions:

(For further details and features, please refer to the table on Page 76)

FS 55 C-E: With ErgoStart.



Conversion set ErgoStart



For equipment with ErgoStart.
Suitable for the following:
FS 38, FS 45, FS 55 and KM 55.

Order No.
4140 007 1018

STIHL ErgoStart (E)

Light and power-saving start by an addition spring between the crankshaft and the starting cable pulley.



FSE 31




Rated voltage	Weight
230 V	2.2 kg**
Power output	
245 Watt	
Order No.	
4815 011 4100	

FSE 41




Rated voltage	Weight
230 V	2.6 kg**
Power output	
400 Watt	
Order No.	
4815 011 4104	




4

FSE 60




Rated voltage	Weight
230 V	3.9 kg**
Power output	
540 Watt	
Order No.	
4809 011 4108	

FSE 71



Rated voltage	Weight
230 V	4.0 kg**
Power output	
540 Watt	
Order No.	
4809 011 4112	

FSE 81




Rated voltage	Weight
230 V	4.7 kg**
Power output	
1,000 Watt	
Order No.	
4809 011 4116	

Powerful brushcutters

4

FS 85 R




Displacement	Weight
25.4 cm ³	5.0 kg*

Power output
0.95 kW/1.3 bhp

Order No.
4137 200 0131

FS 85




Displacement	Weight
25.4 cm ³	5.3 kg*

Power output
0.95 kW/1.3 bhp

Order No.
4137 200 0130

FS 87




Displacement	Weight
28.4 cm ³	5.6 kg*

Power output
0.95 kW/1.3 bhp

Order No.
4180 200 0217

FS 90

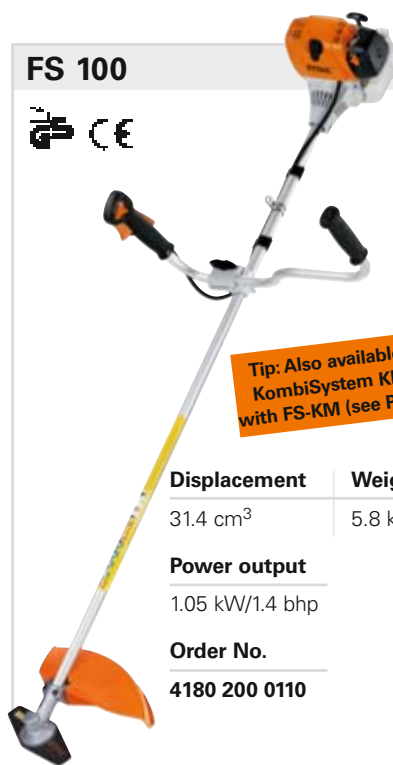


Displacement	Weight
28.4 cm ³	5.8 kg*

Power output
0.95 kW/1.3 bhp

Order No.
4180 200 0154

FS 100



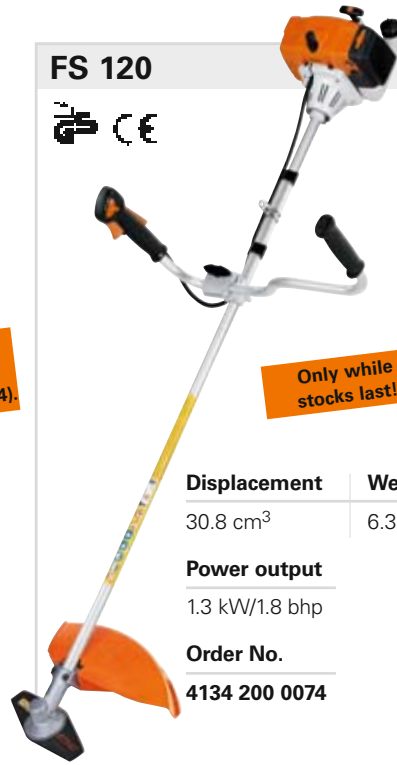
Tip: Also available as a KombiSystem KM 100 with FS-KM (see Page 94)

Displacement	Weight
31.4 cm ³	5.8 kg*

Power output
1.05 kW/1.4 bhp

Order No.
4180 200 0110

FS 120



Only while stocks last!

Displacement	Weight
30.8 cm ³	6.3 kg*


Power output
1.3 kW/1.8 bhp

Order No.
4134 200 0074

* Not fuelled, excludes cutting tool and protection




FS 130



Displacement	Weight
36.3 cm ³	5.9 kg*
Power output	
1.4 kW/1.9 bhp	
Order No.	
4180 200 0111	

FS 250



Displacement	Weight
40.2 cm ³	6.3 kg*
Power output	
1.6 kW/2.2 bhp	
Order No.	
4134 200 0090	

Clearing saws

Clearing saws by STIHL are used by professionals. They mow unmanageable grass or weeds at the edge of the road and are also capable of being used for clearing work in forests. Extremely robust and reliable as well as being comfortable and easy to handle makes the use of the tool particularly work efficient. They are available in various versions, depending on function and requirement.



4

FS 310	FS 350	FS 400																																				
For mowing.	For mowing.	For mowing.																																				
<table border="1"> <thead> <tr> <th>Displacement</th> <th>Weight</th> </tr> </thead> <tbody> <tr> <td>36.3 cm³</td> <td>7.2 kg*</td> </tr> <tr> <th>Power output</th> <td></td> </tr> <tr> <td>1.4 kW/1.9 bhp</td> <td></td> </tr> <tr> <th>Order No.</th> <td></td> </tr> <tr> <td>4180 200 0224</td> <td></td> </tr> </tbody> </table>	Displacement	Weight	36.3 cm ³	7.2 kg*	Power output		1.4 kW/1.9 bhp		Order No.		4180 200 0224		<table border="1"> <thead> <tr> <th>Displacement</th> <th>Weight</th> </tr> </thead> <tbody> <tr> <td>40.2 cm³</td> <td>7.3 kg*</td> </tr> <tr> <th>Power output</th> <td></td> </tr> <tr> <td>1.6 kW/2.2 bhp</td> <td></td> </tr> <tr> <th>Order No.</th> <td></td> </tr> <tr> <td>4134 200 0106</td> <td></td> </tr> </tbody> </table>	Displacement	Weight	40.2 cm ³	7.3 kg*	Power output		1.6 kW/2.2 bhp		Order No.		4134 200 0106		<table border="1"> <thead> <tr> <th>Displacement</th> <th>Weight</th> </tr> </thead> <tbody> <tr> <td>40.2 cm³</td> <td>8.0 kg*</td> </tr> <tr> <th>Power output</th> <td></td> </tr> <tr> <td>1.9 kW/2.6 bhp</td> <td></td> </tr> <tr> <th>Order No.</th> <td></td> </tr> <tr> <td>4128 212 0003</td> <td></td> </tr> </tbody> </table>	Displacement	Weight	40.2 cm ³	8.0 kg*	Power output		1.9 kW/2.6 bhp		Order No.		4128 212 0003	
Displacement	Weight																																					
36.3 cm ³	7.2 kg*																																					
Power output																																						
1.4 kW/1.9 bhp																																						
Order No.																																						
4180 200 0224																																						
Displacement	Weight																																					
40.2 cm ³	7.3 kg*																																					
Power output																																						
1.6 kW/2.2 bhp																																						
Order No.																																						
4134 200 0106																																						
Displacement	Weight																																					
40.2 cm ³	8.0 kg*																																					
Power output																																						
1.9 kW/2.6 bhp																																						
Order No.																																						
4128 212 0003																																						

Other versions:
FS 400-K: With short shaft.

K = Short shaft

* Not fuelled, without cutting tool and protection

FS 450



For mowing.


Displacement	Weight
44.3 cm ³	8.0 kg*
Power output	
2.1 kW/2.9 bhp	
Order No.	
4128 213 0003	

Other versions:

(Refer to table on page 76 for further details and features.)

FS 450-K: With short shaft.

FS 480



For mowing.

Displacement	Weight
48.7 cm ³	8.0 kg*
Power output	
2.2 kW/3.0 bhp	
Order No.	
4128 200 0042	

Other versions:

(Refer to table on page 76 for further details and features.)

FS 480-K: With short shaft.


FS 550



For sawing.

Displacement	Weight
56.5 cm ³	10.0 kg*
Power output	
2.8 kW/3.8 bhp	
Order No.	
4116 229 0000	

FS 550



For mowing.

Displacement	Weight
56.5 cm ³	10.0 kg*
Power output	
2.8 kW/3.8 bhp	
Order No.	
4116 233 0013	

STIHL 4-point anti-vibration system

Effectively damps the vibrations of the engine and the cutting tool. Vibration on the handles is considerably reduced.



Overview of brushcutters, clearing saws and accessories

	Light brushcutters					Electric brushcutters			
	FS 38	FS 45	FS 45 C E	FS 55	FS 55 C E	FSE 31	FSE 41	FSE 60	FSE 71
Displacement (cm ³)	27.2	27.2	27.2	27.2	27.2	–	–	–	–
Power output (kW/bhp)	0.65/0.9	0.75/1.0	0.75/1.0	0.75/1.0	0.75/1.0	–	–	–	–
Nominal voltage (V)	–	–	–	–	–	230	230	230	230
Power input (W)	–	–	–	–	–	245	400	540	540
Weight (kg)	4.1*	4.1*	4.3*	5.0*	5.2*	2.2**	2.6**	3.9**	4.0**
Total length without cutting tool (m)	1.47	1.46	1.48	1.72	1.74	1.10	1.10	1.53	1.53
Standard cutting tool	Mowing head AutoCut C	Mowing head AutoCut C	Mowing head AutoCut C	Grass-cut-blade 230-2	Grass-cut-blade 230-2	Tap'n'go	Tap'n'go	Mowing head AutoCut C	Mowing head AutoCut C
Tank capacity (l)	0.33	0.33	0.33	0.33	0.33	–	–	–	–
4-MIX-Motor	–	–	–	–	–	–	–	–	–
Drive shaft	flexible	flexible	flexible	flexible	flexible	–	–	flexible	flexible
AV-System	–	–	–	–	–	–	–	–	–
ElastoStart	○	●	○	○	○	–	–	–	–
Automatic decompression	–	–	–	–	–	–	–	–	–
ErgoStart (E)	○	○	●	○	●	–	–	–	–
Multi-function handle	●	●	●	●	●	–	–	–	–
Round handle	●	●	●	–	–	●	●	●	●
Double handle	–	–	–	●	●	–	–	–	–
Handle adjustment without using tools	–	–	–	–	–	●	●	–	–
Harness/Carrying system	○	○	○	●	●	–	–	–	–
Safety goggles	●	●	●	●	●	●	●	●	●
Order number	4140 011 2359	4140 011 2300	4140 011 2340	4140 203 0019	4140 200 0079	4815 011 4100	4815 011 4104	4809 011 4108	4809 011 4112

	Clearing saws							
	FS 400	FS 400 K	FS 450	FS 450 K	FS 480	FS 480 K	FS 550 Saw	FS 550 Mow
Displacement (cm ³)	40.2	40.2	44.3	44.3	48.7	48.7	56.5	56.5
Power output (kW/bhp)	1.9/2.6	1.9/2.6	2.1/2.9	2.1/2.9	2.2/3.0	2.2/3.0	2.8/3.8	2.8/3.8
Weight (kg)*	8.0	8.1	8.0	8.1	8.0	8.1	10.0	10.0
Total length without cutting tool (m)	1.77	1.64	1.77	1.64	1.77	1.64	1.69	1.69
Standard cutting tool	Scrub knife	Scrub knife	Scrub knife	Circular saw blade	Scrub knife	Circular saw blade	Circular saw blade	Scrub knife
Tank capacity (l)	0.67	0.67	0.67	0.67	0.67	0.67	0.76	0.76
4-MIX-Motor	–	–	–	–	–	–	–	–
Drive shaft	fixed	fixed	fixed	fixed	fixed	fixed	fixed	fixed
AV-System	●	●	●	●	●	●	●	●
ElastoStart	●	●	●	●	●	●	●	●
Automatic decompression	–	–	–	–	–	–	–	–
Multi-function handle	●	●	●	●	●	●	●	●
Round handle	–	–	–	–	–	–	–	–
Double handle	●	●	●	●	●	●	●	●
Handle adjustment without tools	●	●	●	●	●	●	–	–
Harness/Carrying system	●	●	●	●	●	●	●	●
Safety goggles	●	●	●	●	●	●	●	●
Order number	4128 212 0003	4128 203 0102	4128 213 0003	4128 206 0103	4128 200 0042	4128 200 0043	4116 229 0000	4116 233 0013

- Standard
- Can be added later (Special accessories)

E = ErgoStart
K = Short shaft

* Not fuelled, without cutting tool and protection
** With cutting tool and protection, without cable

	Heavy brushcutters						Clearing saws					
	FSE 81	FS 85 R	FS 85	FS 87	FS 90	FS 100	FS 120	FS 130	FS 200	FS 250	FS 310	FS 350
	–	25.4	25.4	28.4	28.4	31.4	30.8	36.3	36.3	40.2	36.3	40.2
	–	0.95/1.3	0.95/1.3	0.95/1.3	0.95/1.3	1.05/1.4	1.3/1.8	1.4/1.9	1.6/2.2	1.6/2.2	1.4/1.9	1.6/2.2
230	–	–	–	–	–	–	–	–	–	–	–	–
1000	–	–	–	–	–	–	–	–	–	–	–	–
4.7**	–	5.0*	5.3*	5.6*	5.8*	5.8*	6.3*	5.9*	6.3*	6.3*	7.2	7.3
1.53	–	1.76	1.76	1.80	1.80	1.80	1.77	1.80	1.77	1.77	1.81	1.77
Mowing head AutoCut C	Grass-cut- blade 230-2	Grass-cut- blade 230-2	Grass-cut- blade 230-2	Grass-cut- blade 230-2	Grass-cut- blade 230-2	Grass-cut- blade 230-2	Grass-cut- blade 230-2	Grass-cut- blade 230-2	Grass-cut- blade 230-2	Grass-cut- blade 230-2	Scrub knife	Scrub knife
–	0.44	0.44	0.53	0.53	0.53	0.64	0.53	0.64	0.64	0.64	0.71	0.64
–	–	–	●	●	●	–	●	–	–	–	●	–
flexible	flexible	flexible	flexible	flexible	fixed	fixed	fixed	fixed	fixed	fixed	fixed	fixed
–	●	●	●	●	●	●	●	●	●	●	●	●
–	●	●	○	○	○	●	○	●	●	●	○	●
–	–	–	●	●	●	–	●	–	–	–	●	–
–	–	–	–	–	–	–	–	–	–	–	–	–
–	●	●	●	●	●	●	●	●	●	●	●	●
●	●	–	–	–	–	–	–	–	–	–	●	●
–	–	●	●	●	●	●	●	●	●	●	–	–
–	–	●	●	●	●	●	●	●	●	●	●	●
–	●	●	●	●	●	●	●	●	●	●	●	●
●	●	●	●	●	●	●	●	●	●	●	●	●
4809 011 4116	4137 200 0131	4137 200 0130	4180 200 0217	4180 200 0154	4180 200 0110	4134 200 0074	4180 200 0111	4134 200 0123	4134 200 0090	4180 200 0224	4134 200 0224	

Protective cover

For clearing saws
and brushcutters



Protection during transportation for engine casings of clearing saws and brushcutters. Heat and oil resistant.

Order No.
0000 881 0509

Strap

For FS 38, FS 45, HL, HT.
Order No.
4130 710 9000

Full harness



For FS 55–FS 550

Order No.
4119 710 9001

Soft padding makes work more comfortable, particularly during lengthy jobs.

For FS 55–FS 550

Order No.
4108 710 9001

For large users.

Set of pads

For large full harness.

Order No.
4108 740 2500

Replacement

COMFORT full harness



Standard fitting
For FS 55–FS 550

Order No.
4134 710 9001

With additional padding for greater comfort.

Size XXL
For FS 55–FS 550

Order No.
4134 710 9003

For large users.

Tool back pack



For COMFORT full harness.

Order No.
0000 881 5700

Without tools.

Attachments for brushcutters

HL 0° – fixed

Hedge cutter attachment

Approved only for models: FS 85 R, FS 90 R, FS 100 R, FS 130 R.



Cutter bar length	Weight
50 cm	1.6 kg

Order No.

4230 740 5102

BF

Pick tines attachment

Approved only for models: FS 85 R, FS 85, FS 90 R, FS 90, FS 100 R, FS 100, FS 120, FS 130 R, FS 130, FR 350, FR 450.



Working width	Weight
16 cm	3.6 kg

Order No.

4601 710 1504

HL 135° adjustable

Hedge cutter attachment

Approved only for models: FS 85 R, FS 90 R, FS 100 R, FS 130 R.



Cutter bar length	Weight
50 cm	2.0 kg

Order No.

4230 740 5100

HT

Pole pruner attachment

Approved only for models: FS 85 R, FS 90 R, FS 100 R, FS 130 R.



Guide bar length	Weight
30 cm	1.3 kg

Order No.

4182 200 0056

FH 135° adjustable

Scrub cutter attachment

Approved only for models: FS 85 R, FS 85, FS 90 R, FS 90, FS 100 R, FS 100, FS 130 R.



Cutter bar length	Weight
25 cm	1.8 kg

Order No.

4230 740 5101

Protective cover for clearing saws and brushcutters

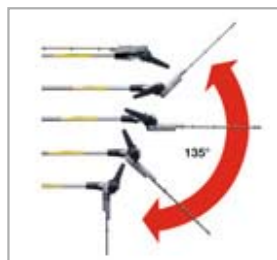


Order No.

4138 640 0201

Drive 135° adjustable with a resting position

The cutting bars of the HL 135° and FH 135° attachments can be adjusted, in stages to a working radius of 135°, and can be folded parallel to the shaft and fixed in position for transport.



STIHL attachments can also be fitted to several other STIHL power tools. Ask your dealer for details.

Backpack brushcutters

The backpack brushcutters from STIHL are the best companions when the terrain is extremely impassable. Be it the steep slopes, overgrown hillside, vineyards or fruit orchards – the devices help to work along the slopes while saving power by the flexible connection between the engine and the shaft.

FR 130 T



Displacement	Weight
36.3 cm ³	10.3 kg*
Power output	
1.4 kW/1.9 bhp	
Order No.	
4180 200 0215	

FR 350



Displacement	Weight
40.2 cm ³	10.4 kg*
Power output	
1.6 kW/2.2 bhp	
Order No.	
4134 200 0108	

FR 450



Displacement	Weight
44.3 cm ³	10.8 kg*
Power output	
2.1 kW/2.9 bhp	
Order No.	
4128 207 0000	

FR 480



Displacement	Weight
48.7 cm ³	10.9 kg*
Power output	
2.2 kW/3.0 bhp	
Order No.	
4128 200 0076	

Backpack brushcutters

	FR 130 T	FR 350	FR 450	FR 480
Displacement (cm ³)	36.3	40.2	44.3	48.7
Power output (kW/bhp)	1.4/1.9	1.6/2.2	2.1/2.9	2.2/3.0
Weight (kg)*	10.3	10.4	10.8	10.9
Total length (m)**	2.80	2.80	2.80	2.80
Standard cutting tool	Grass cutter-Blade 230-2	Grass cutter-Blade 230-4	Grass cutter-Blade 230-4	Grass cutter-Blade 230-4
Tank capacity (l)	0.71	0.64	0.67	0.67
4-MIX-Motor	●	–	–	–
AV-System	●	●	●	●
ElastoStart	–	●	●	●
Automatic decompression	●	–	–	–
Multi-function handle	●	●	●	●
Round handle	●	●	●	●
Safety goggles	●	●	●	●
Order number	4180 200 0215	4134 200 0108	4128 207 0000	4128 200 0076

● Standard

T = Separable shaft for the attachment of CombiTools

* Not fuelled, without cutting tool and protection
** Without cutting tool

Further information can be found at www.stihl.com

Cutting tools

We enforce the same high claim to quality for STIHL cutting tools as we do our motorised equipment. They ensure that our brushcutters and clearing saws will operate with maximum efficiency. Why? Because our tools are perfectly produced to suit the job at hand.

4

Grass around obstacles



FixCut mowing head



Double line for mowing and thinning out work. Convenient refilling with mowing lines.

SuperCut mowing head



Double line for mowing and thinning out work. Automatic setting of the line to the optimum length.

AutoCut mowing head



Double or quadruple line for mowing and thinning out work. The mowing line is advanced automatically by tapping the mowing head.

Light vegetation



FixCut mowing head



Double line for mowing and thinning out work. Convenient refilling with mowing lines.

SuperCut mowing head



Double line for mowing and thinning work. Automatic adjustment of the line to the optimum length.

AutoCut mowing head



Double or quadruple line for mowing and thinning out work. The mowing line is advanced automatically by tapping the cutting head.

Tough vegetation



Grass cutter blade



Steel, with 2 cutters. For working on areas of tough grass.

Grass cutter blade



Steel, with 4 cutters. For working on areas of tough grass.

Grass cutter blade



Steel, with 8 cutters. For mowing work in tough, dry grass and in reeds.

Reeds and bushes



Brush knife



Steel with 2 cutters. for mowing grass and dealing with tough, matted growth. FS 300, FS 310, FS 350, FS 400, FS 450, FS 480, FS 550.

Brush knife



Steel, for thinning out and dealing with tough, matted grass and scrub. Particularly for cutting back thorn hedges.

Shredder blade



Steel, for thinning out and dealing with tough, matted grass and scrub. Particularly for cutting back thorn hedges.

Bushes and thin trees



Circular saw blade, chisel tooth



Special steel tool for clearing saws from the mid-range upwards. For gnarled bushes and thin tree trunks. For sawing and clearing.

Circular saw blade, scratcher tooth



Special steel tool for clearing saws from the mid-range upwards. For gnarled bushes and thin tree trunks.

Circular saw blade



Very robust special tool for use in dry, sandy areas and for cutting close to ground level.

* For shredder 320-2

** For shredder 270-2



TrimCut mowing head



Double line, for mowing and thinning out work. The mowing line is advanced manually.

PolyCut mowing head



Universal cutting tool for thinning out and working on larger areas. With 3 pivoting thermoplastic blades.

Grass cutter blade



Grass cutter blade with 40 cutters. For mowing work in tough, dry grass and in reeds. FS 80 – FS 550.

Circular saw blade, scratcher tooth



Special steel tool for clearing saws from the mid-range upwards. For gnarled bushes and thin tree trunks.

Special mowing guard



For FS 55 – FS 480, **Order No.** _____
FR 85T, FR 130T,
FR 350, FR 450,
FR 480. **4133 007 1002**


Only suitable for mowing heads.

Universal guard



Order No. _____
For FS 55 – FS 480,
FR 85T, FR 130 T,
FR 350, FR 450,
FR 480. **4119 007 1013**
For FS 550. **4116 007 1020**

Shredder guard



Order No. _____
For FS 550*. **4116 710 8103**
For FS 300
– FS 480**. **4128 007 1007**

Only suitable for shredders and brush knives.

Stop kit for circular saw blades



Order No. _____
For FS 80–FS 130.
ø 200 mm **4126 007 1002**
For FS 300–FS 480.
ø 200 mm **4119 007 1008**
For FS 400–FS 480.
ø 225 mm **4119 007 1009**
For FS 550.
ø 225 mm **4116 007 1019**
For FS 550.
ø 250 mm **4116 007 1018**

Shredder starter pack

Comprises shredder, shredder guard and fixings.



For adapting FS 310, FS 300, FS 350,
FS 400, FS 450, FS 480.

Order No. _____
4128 007 1008

Saw set (no illustration)

For chisel tooth **Order No.** _____
circular saw blades. **4020 893 5000**

Overview of cutting tools

	Mowing head FixCut		Mowing head SuperCut		Mowing head AutoCut				
	FixCut 5-2 2.4 mm ØØØ	FixCut 25-2 2.4 mm ØØØ	SuperCut 20-2 2.4 mm Ø	SuperCut 40-2 2.4 mm Ø	Thread spool 1.4 mm Ø	Thread spool 1.4 mm Ø	AutoCut C 5-2 2.0 mm Ø	AutoCut 11-2 2.0 mm Ø	AutoCut 25-2 2.4 mm ØØØ
	FSE 31	–	–	–	–	●	–	–	–
FSE 41	–	–	–	–	–	●	–	–	–
FSE 60/71/81	●	–	–	–	–	–	●	–	–
FS 38	●	–	–	–	–	–	●	–	–
FS 45	●	–	–	–	–	–	●	–	–
FS 55	–	●	●	–	–	–	–	–	●
FS 75	–	–	–	–	–	–	–	●	–
FS 85	–	●	●	–	–	–	–	–	●
FS 87	–	●	●	–	–	–	–	–	●
FS 90	–	●	●	–	–	–	–	–	●
FS 100	–	●	●	–	–	–	–	–	●
FS 120/200/250	–	●	●	–	–	–	–	–	●
FS 130	–	●	●	–	–	–	–	–	●
FS 310	–	–	–	●	–	–	–	–	–
FS 350	–	–	–	●	–	–	–	–	–
FS 400-K/400	–	–	–	●	–	–	–	–	–
FS 450-K/450	–	–	–	●	–	–	–	–	–
FS 480-K/480	–	–	–	●	–	–	–	–	–
FS 550	–	–	–	–	–	–	–	–	–
FR 130 T	–	●	●	–	–	–	–	–	●
FR 350	–	●	●	–	–	–	–	–	●
FR 450/480	–	●	●	–	–	–	–	–	●
Order number	4006 710 2109	4001 710 2101	4002 710 2162	4003 710 2140	6421 710 4300	6235 710 4305	4006 710 2105	4004 710 2105	4002 710 2108

	Grass-cutting blade							Thicket knife				
	230 mm (2 F)	230 mm (4 F)	230 mm (4 F)	230 mm (8 Z)	255 mm (8 Z)	250 mm (40 Z) ^①	250 mm (40 Z) ^①	250 mm (3 F)	300 mm (3 F)	305 mm (2 F) ^④	350 mm (3 F)	350 mm "Special" ^⑤ (3 F)
FS 38	–	–	–	–	–	–	–	–	–	–	–	–
FS 45	–	–	–	–	–	–	–	–	–	–	–	–
FS 55	●	●	–	●	–	–	–	–	–	–	–	–
FS 75	–	–	–	–	–	–	–	–	–	–	–	–
FS 85	●	●	–	●	–	●	–	●	–	–	–	–
FS 87	●	●	–	●	–	●	–	●	–	–	–	–
FS 90	●	●	–	●	–	●	–	●	–	–	–	–
FS 100	●	●	–	●	–	●	–	●	–	–	–	–
FS 120/200/250	●	●	–	●	–	●	–	●	–	–	–	–
FS 130	●	●	–	●	–	●	–	●	–	–	–	–
FS 310	–	–	●	–	●	–	●	–	●	●	–	–
FS 350	–	–	●	–	●	–	●	–	●	●	–	–
FS 400-K/400	–	–	●	–	●	–	●	–	●	●	–	–
FS 450-K/450	–	–	●	–	●	–	●	–	●	●	–	–
FS 480-K/480	–	–	●	–	●	–	●	–	●	●	–	–
FS 550	–	–	–	–	●	–	●	–	–	●	●	●
FR 130 T	●	●	–	●	–	–	–	●	–	–	–	–
FR 350	●	●	–	●	–	–	–	●	–	–	–	–
FR 450/480	●	●	–	●	–	–	–	●	–	–	–	–
Order number	4001 713 3805	4001 713 3801	4000 713 3801	4001 713 3803	4000 713 3802	4001 713 3806	4000 713 3806	4112 713 4100	4119 713 4100	4000 713 4103	4110 713 4100	4000 713 4100

● Registered
– Not registered

Round mowing lines
Square mowing lines
Pentagonal mowing lines

① Stronger, tougher, longer life
② Only approved with shredder guard
③ Only approved with limit stop

④ Registered only for FS with double handle
⑤ Permitted only with protection

				Mowing head NEW TrimCut [®]			Mowing head PolyCut [®]			
AutoCut C 25-2 2.4 mm ØØØ	AutoCut 30-2 2.7 mm ØØØ	AutoCut 40-2 2.7 mm ØØØ	AutoCut 40-4 2.4 mm ØØØ	TrimCut 31-2 2.4 mm ØØØ	TrimCut 41-2 2.7 mm ØØØ	TrimCut 51-2 2.7 mm ØØØ	PolyCut 5-3	PolyCut 6-3	PolyCut 20-3	PolyCut 40-3
-	-	-	-	-	-	-	-	-	-	-
-	-	-	-	-	-	-	-	-	-	-
-	-	-	-	-	-	-	-	-	-	-
-	-	-	-	-	-	-	-	●	-	-
-	-	-	-	-	-	-	-	●	-	-
●	-	-	-	●	-	-	-	-	●	-
-	-	-	-	-	-	-	●	-	-	-
●	-	-	-	●	-	-	-	-	●	-
●	-	-	-	●	-	-	-	-	●	-
●	-	-	-	●	-	-	-	-	●	-
●	-	-	-	●	-	-	-	-	●	-
-	●	-	-	●	-	-	-	-	●	-
●	●	-	-	●	-	-	-	-	●	-
-	-	●	-	-	●	-	-	-	-	●
-	-	●	-	-	●	-	-	-	-	●
-	-	●	●	-	●	-	-	-	-	●
-	-	●	●	-	●	-	-	-	-	●
-	-	●	●	-	●	-	-	-	-	●
-	-	-	●	-	-	●	-	-	-	●
●	-	-	-	●	-	-	-	-	●	-
●	●	-	-	●	-	-	-	-	●	-
●	●	-	-	●	-	-	-	-	●	-
4002 710 2137	4002 710 2107	4003 710 2125	4005 710 2100	4002 710 2152	4003 710 2104	4005 710 2103	4004 710 2131	4006 710 2110	4002 710 2130	4111 710 2100

Shredder blade ^{②④}		Circular saw blade, Pointed tooth ^{③④}				Circular saw blade, Chisel tooth ^{③④}			Circular saw blade, Hard metal ^{③④}
270 mm (2 F)	320 mm (2 F)	200 mm	200 mm	225 mm	250 mm	200 mm	200 mm	225 mm	225 mm
-	-	-	-	-	-	-	-	-	-
-	-	-	-	-	-	-	-	-	-
-	-	-	-	-	-	-	-	-	-
-	-	●	-	-	-	●	-	-	-
-	-	●	-	-	-	●	-	-	-
-	-	●	-	-	-	●	-	-	-
-	-	●	-	-	-	●	-	-	-
-	-	●	-	-	-	●	-	-	-
●	-	-	●	-	-	-	●	-	-
●	-	-	●	-	-	-	●	-	-
●	-	-	●	-	-	-	●	●	-
●	-	-	●	-	-	-	●	●	●
●	-	-	●	-	-	-	●	●	●
-	●	-	-	●	●	-	-	●	●
-	-	-	-	-	-	-	-	-	-
-	-	-	-	-	-	-	-	-	-
4000 713 3903	4000 713 3902	4112 713 4201	4000 713 4200	4000 713 4205	4104 713 4200	4112 713 4203	4119 713 4200	4110 713 4204	4000 713 4211

F = Wing
Z = Teeth

Further information can be found at www.stihl.com

Nylon lines

STIHL mowing lines can be used from the smallest trimmer to the largest brushcutter. The thickness of the mowing lines varies according to performance category and the operating conditions. For ease of recognition the STIHL mowing lines are marked in colour according to thickness. You can find which mowing line is used for the mowing head in the table on pages 82-83.

4

Nylon lines

	Pentagonal mowing lines	Round mowing lines	Square mowing lines
	∅	∅	∅
1.6 mm		●	
2.0 mm		●	
2.4 mm	⬠	●	■
2.7 mm	⬠	●	■
3.0 mm	⬠	●	■
3.3 mm		●	■



Replacement nylon lines (pieces)

Mowing line for FixCut, 20 cm	Order No.
50 Piece ∅ 2.4 mm [Ⓞ] ●	0000 930 2315
100 Piece ∅ 2.4 mm [Ⓞ] ●	0000 930 2317
50 Piece ∅ 3.3 mm [Ⓞ] ●	0000 930 2316
100 Piece ∅ 3.3 mm [Ⓞ] ●	0000 930 2318
50 Piece ∅ 2.4 mm ⬠	0000 930 3321
100 Piece ∅ 2.4 mm ⬠	0000 930 3323
50 Piece ∅ 3.0 mm ⬠	0000 930 3322
100 Piece ∅ 3.0 mm ⬠	0000 930 3324

Replacement nylon lines (rolls)

Mowing lines pentagonal	Order No.
Roll ∅ 2.4 mm x 50 m ⬠	0000 930 3300
Roll ∅ 2.4 mm x 100 m ⬠	0000 930 3301
Roll ∅ 2.7 mm x 80 m ⬠	0000 930 3302
Roll ∅ 2.7 mm x 215 m ⬠	0000 930 3303
Roll ∅ 3.0 mm x 60 m ⬠	0000 930 3304
Roll ∅ 3.0 mm x 200 m ⬠	0000 930 3305
Roll ∅ 3.0 mm x 320 m ⬠	0000 930 3306














Ⓞ Round, soft



Nylon line (round)






Mowing lines, round

Order No.

Roll	∅ 1.6 mm x 15.2 m		0000 930 2232
Roll	∅ 2.0 mm x 15.2 m		0000 930 2217
Roll	∅ 2.0 mm x 123 m		0000 930 2222
Roll	∅ 2.4 mm x 15.2 m		0000 930 2243
Roll	∅ 2.4 mm x 44 m		0000 930 2244
Roll	∅ 2.4 mm x 87 m		0000 930 2245
Roll	∅ 2.4 mm x 261 m		0000 930 2246
Roll	∅ 2.7 mm x 10.7 m		0000 930 2218
Roll	∅ 2.7 mm x 72 m		0000 930 2224
Roll	∅ 2.7 mm x 215 m		0000 930 2227
Roll	∅ 3.0 mm x 168 m		0000 930 2542
Roll	∅ 3.0 mm x 280 m		0000 930 2543
Roll	∅ 3.3 mm x 591 m		0000 930 2569

Quiet line, round

Order No.

Roll	∅ 2.4 mm x 15.2 m		0000 930 2530
Roll	∅ 2.4 mm x 87 m		0000 930 2534
Roll	∅ 2.4 mm x 261 m		0000 930 2535
Roll	∅ 2.7 mm x 10.7 m		0000 930 2519
Roll	∅ 2.7 mm x 72 m		0000 930 2520

Round and quiet















A spiral groove ensures that these mowing lines are quieter than conventional round lines. The groove in the surface of the line creates an even flow of air. Eddies are produced and whistling is reduced and the sound of the mowing is substantially quieter.



Nylon line (square)

Mowing lines, square

Order No.

Roll	∅ 2.4 mm x 44 m		0000 930 2610
Roll	∅ 2.4 mm x 88 m		0000 930 2611
Roll	∅ 2.4 mm x 264 m		0000 930 2612
Roll	∅ 2.4 mm x 441 m		0000 930 2613
Roll	∅ 2.7 mm x 35 m		0000 930 2614
Roll	∅ 2.7 mm x 70 m		0000 930 2615
Roll	∅ 2.7 mm x 209 m		0000 930 2616
Roll	∅ 2.7 mm x 359 m		0000 930 2617
Roll	∅ 3.0 mm x 56 m		0000 930 2618
Roll	∅ 3.0 mm x 169 m		0000 930 2619
Roll	∅ 3.0 mm x 280 m		0000 930 2620
Roll	∅ 3.3 mm x 47 m		0000 930 2621
Roll	∅ 3.3 mm x 140 m		0000 930 2622
Roll	∅ 3.3 mm x 233 m		0000 930 2623

Set of Polycut blades

Set of 12
For PolyCut.

Order No.

4111 007 1001

Replacement wire coil (without illustration)

Order No.

1.4 mm	2 x 4 m for FSE 31.	6421 710 4300
1.4 mm	2 x 4 m for FSE 41.	6421 710 4305

“Monday trim lawn edges... Wednesday cut hedges... Friday sweep paths... For me, everyday is a STIHL day.”

Michael Kuhoff

With his adaptable STIHL KombiSystem KM 130.





Ready anytime, anywhere

With our KombiSystem you are prepared for any outdoor work. Whether trimming lawn edges, sweeping surfaces, cutting hedges or blowing away leaves – wherever there is work, you can finish the job with just one tool. Yet another new task? You can change the KombiTool easily with practical coupling and without any additional tools in no time at all.

KombiSystem	86 – 95
<i>KombiSystem – Technology highlights</i>	88–89
KombiEngines/Areas of application	90–91
KombiTools	92–93
Overview of KombiSystem and accessories	94–95

Technology highlights

KombiSystem

The STIHL KombiSystem is extremely versatile. The tools can be changed quickly and easily with the practical quick-release coupling. Many additional detailed innovative features make working more comfortable. STIHL ErgoStart and the automatic decompression system enable easy starting. The long-life air filter system reliably protects the engine and all operating elements can be easily reached with one hand.

5

Five powerful engines



Loop handle (R)



Twelve different tools



1 Automatic decompression system

The decompression system automatically opens the intake valve whilst starting the engine. This considerably reduces the effort needed to pull the starter rope.

2 Long-life air filter system

Allows long intervals between cleaning and provides reliable engine protection.

3 Ergonomic operation

All the elements for controlling the engine can be easily and reliably operated with one hand.

4 Quick-release coupling with wingnut

The innovative quick-release coupling allows KombiSystem models to be dismantled into two parts to change the attachment or for easy transport and storage. They are then re-assembled quickly without tools.

1 Automatic decompression system

2 Long-life air filter system

3 Ergonomic operation

4 Quick-release coupling with wingnut


Additional information:

Features may differ from those illustrated according to the selected KombiEngine.

Technical data and features can be found in the tables on page 94. Further product information and address of your STIHL specialist dealer are available at www.stihl.com. Your qualified STIHL specialist dealer will be happy to advise you.

Quick-release coupling

The quick-release coupling allows KombiSystem models to be quickly dismantled into two parts for easy transport and storage – and then re-assembled quickly without tools.



KombiEngines

The core of the STIHL KombiSystem, is the KombiEngine, available in five power variations depending on the area of application. Any KombiMotor can be combined with any of the KombiTools. STIHL ErgoStart reduces the power required for starting. The STIHL 4-MIX-Engine preserves the environment by reducing exhaust fumes and engine noise.

5

KM 55 RC-E



Displacement	Weight
27.2 cm ³	4.1 kg*

Power output
0.75 kW/1.0 bhp

Order No.
4140 200 0078



With ErgoStart for kick-back free and comfortable starting.

KM 85 R



Displacement	Weight
25.4 cm ³	4.0 kg*

Power output
0.95 kW/1.3 bhp

Order No.
4137 200 0010



KM 90 R



Displacement	Weight
28.4 cm ³	4.5 kg*

Power output
0.95 kW/1.3 bhp

Order No.
4180 200 0164



KM 100 R



Displacement	Weight
31.4 cm ³	4.5 kg*

Power output
1.05 kW/1.4 bhp

Order No.
4180 200 0040



KM 130 R



Displacement	Weight
36.3 cm ³	4.6 kg*

Power output
1.4 kW/1.9 bhp

Order No.
4180 200 0166



STIHL 4-MIX Engine

Combines the advantages of two-stroke and 4-stroke engines. Fewer emissions, a more pleasant sound and high torque.



Areas of application



Scythe FS-KM **NEW**
 Ideal for cutting meadows (with grass cutting blade) and for thinning out along walls, fences, hedges and footpaths (with mowing head).



Edge trimmer FCB-KM
 Ideal for precisely trimming edges of lawns, paths and drives or the edges of flower beds.



Power sweep KW-KM
 For comfortable, motorised sweeping of dirt, debris, leaves, snow and much, much more.



Bristle brush KB-KM
 Firm bristles get dirt out of deep grooves and furrows. The dirt is carried forward by the counter rotation of the brush.



Pick tines BF-KM
 The KombiTool rotary hoe enables you to air and cultivate the soil. Whether it be strawberries or a vegetable patch, you can cultivate even the smallest of areas.



Blower BG-KM **NEW**
 Paths and surfaces can be cleared of leaves, grass cuttings or powdered snow quickly and easily. Lightweight with high blowing capacity.



Pole pruner HT-KM
 Enables working from the ground whilst pruning trees.



Hedge trimmer HL-KM, scrub cutter FH-KM
 Particularly suitable for the care of high, wide hedges and also for cutting ground cover plants. (Scrub cutter not shown.)

KombiTools

Have you decided on your KombiEngine? Then all you need is the matching KombiTool. You can choose from a variety of additional, mobile tools. The conversion itself is very simple: loosen the wingnut, change the KombiTool, engage the quick-release coupling and re-tighten the wingnut – all without the need for additional tools.




5

FS-KM

**Mowing head
AC 25-2**

Approved for all
KombiEngines.



Order No.
4137 227 0002

FS-KM

**Grass cutting blade
GSB 230-2**

Approved for all
KombiEngines.



Order No.
4140 200 0218

FSB-KM

**Mowing head with
bent shaft
AC 11-2**

Approved for all
KombiEngines with
loop handles.



Order No.
4137 740 5004

FCB-KM

Edge trimmer

Approved for all
KombiEngines with
loop handles.



Order No.
4137 740 5000

KW-KM

**Power sweep
Including guard**

Approved for all
KombiEngines with
loop handles.



Order No.
4601 740 4904

KB-KM

**Bristle brush
Including guard**

Approved for all
KombiEngines with
loop handles.



Order No.
4601 740 4905

BF-KM

Pick tines



Approved for all KombiEngines.


Working width 22 cm.

Order No.
4601 740 5000

FH-KM

Scrub cutter adjustable 135°

Adjustable in stages, with transport position.



Approved for all KombiEngines.

Order No.
4230 740 5002

BG-KM **NEW**

Blower



Approved for all KombiEngines with loop handle (R).

Order No.
4606 740 5000


Accessories: Flat nozzle



Order No.
4606 701 8301

HT-KM

Pole pruner



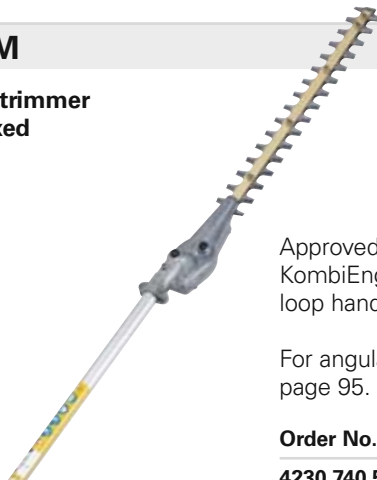
Approved for all KombiEngines with loop handle (R).

For angular gear and shaft extension see page 95.

Order No.
4182 200 0057

HL-KM

Hedge trimmer 0° – fixed



Approved for all KombiEngines with loop handle (R).


For angular gear see page 95.

Order No.
4230 740 5004

HL-KM

Hedge trimmer 135° – fixed

Adjustable in stages, with transport position.



Approved for all KombiEngines with loop handle (R).

Order No.
4230 740 5000

The STIHL KombiTools are also approved for other STIHL engine devices. Please ask your specialist dealer.

Overview of KombiSystem and accessories



5

KombiEngines					
	KM 55 RC E	KM 85 R	KM 90 R	KM 100 R	KM 130 R
Displacement (cm ³)	27.2	25.4	28.4	31.4	36.3
Power output (kW/bhp)	0.75/1.0	0.95/1.3	0.95/1.3	1.05/1.4	1.4/1.9
Weight (kg)*	4.1	4.0	4.5	4.5	4.6
Length up to coupling sleeve (cm)	85.5	90.0	92.0	92.0	92.0
Automatic decompression	–	–	●	●	●
ErgoStart (E)	●	–	–	–	–
4-Mix engine	–	–	●	●	●
Carrying harness	●	●	●	●	●
Order number	4140 200 0078	4137 200 0010	4180 200 0164	4180 200 0040	4180 200 0166

KombiTools for KombiEngine with loop handle						
	FS-KM AC 25-2	FS-KM GSB 230-2	FSB-KM AC 11-2 NEW	FCB-KM	KW-KM	KB-KM
Weight (kg)	1.2 ^①	1.2 ^①	0.7 ^①	2.2	7.4 ^③	6.4 ^③
Total length (cm)	94 ^①	94 ^①	77 ^①	92	125	125
Order number	4137 227 0002	4140 200 0218	4137 740 5004	4137 740 5000	4601 740 4904	4601 740 4905

KombiTools for KombiEngine with loop handle						
	BF-KM	FH-KM ^② 135°	BG-KM NEW	HT-KM	HL-KM 0°	HL-KM ^② 135°
Weight (kg)	4.1	2.4	1.8	1.8	1.8	2.6
Total length (cm)	100	133	89	126	116	160
Order number	4601 740 5000	4230 740 5002	4606 740 5000	4182 200 0057	4230 740 5004	4230 740 5000

● Standard

E = ErgoStart
R = Loop handle

AC = Mowing head Auto Cut
GSB = Grass cutting blade

① Excludes cutting tool and guard
② Angular gear adjustable in stages
③ Guard included

*Excludes fuel
** No illustration



Carrying bag



The carrying bag is ideal for the transport and the protection of your KombiEngine with loop handle, together with the most frequently used KombiTools AC-KM, MB-KM.

Order No.
0000 881 0507


Comfort harness for pruner

For use with KombiTool HT-KM.

Order No.
4138 710 9001



Shaft extension




For use with KombiTool HT-KM.

Weight	Length	Order No.
1.4 kg	100 cm	4140 710 7131

Carbon-shaft extension

NEW



For STIHL KombiSystem.

Weight	Length	Order No.
0.9 kg	100 cm	4180 710 7105

Extra-light shaft extension. Shaft pipe: Carbon. Hollow shaft: Aluminium. Extended length: 1 m. For pole pruner HT-KM und hedge trimmer HL-KM.

Angled gear head



For HL-KM (0°) and HT-KM versions.

Order No.
4138 640 0201

MultiSystem

6

“My beauty tip. Lots of fresh air, sunshine and the MultiSystem.”

Michela Antoni

With her STIHL MultiSystem MM 55.





Multi-talented garden system

Flexibility is the answer. With our MultiSystem, you are always completely equipped and ready to do anything. Anything and everything is possible from tending the lawn, cultivating soil, or even cleaning surfaces. Our MultiEngine can be quickly and easily combined with each of the STIHL MultiTools. It doesn't matter what jobs you have to do – with the STIHL MultiSystem you are always well equipped.

MultiSystem	96 – 101
<i>MultiEngine MM 55 – Technology highlights</i>	98 – 99
MultiTools and accessories/spare parts	100 – 101

MultiEngine MM 55

Whether it's grass, soil or another type of surface, our STIHL MultiSystem is right at home on every type of terrain. You need only one piece of equipment for all gardening jobs. The powerful MultiEngine can be easily and quickly combined with the tailor-made STIHL MultiTools. Finished with your work? Thanks to its foldable frame, you can simply fold your MultiSystem and store it away easily.



1 Multi-function handle

All elements for controlling the engine's functions can be operated with one hand, reliably and comfortably.

2 Foldable frame

The STIHL MultiSystem folds up quickly and easily for convenient carrying, space-saving transport or storage – even with the tool fitted.

3 Innovative engine technology with paper air filter

The carburettor is fitted with a manual fuel pump to make starting easier. The accelerator pump enables extremely high engine speeds. The innovative paper air filter effectively protects the engine from dust and dirt.

4 Impact-resistant housing

The housing of impact-resistant engineered polymer is robust, lightweight and durable.

Comfortable to carry – easy to transport

The STIHL MultiSystem folds up quickly and easily – even with the tool still fitted. Ideal for easy transport.



Further information:

For further product information and the address of your STIHL dealer, you can visit our website: www.stihl.com. Your qualified STIHL dealer will be very happy to help you.

1

Multi-function handle

Impact-resistant housing

4

2

Foldable frame

3

Innovative engine technology with paper air filter

MM 55



Displacement

27.2 cm³

Weight

7.9 kg*

Power output

0.75 kW/1.0 bhp

Order No.

4601 011 5400

With the STIHL MultiSystem you are equipped for a whole variety of lawn-care, soil cultivation and clearing jobs. The STIHL MM 55 MultiEngine, on which the system is based, can be combined quickly and easily with all the STIHL MultiTools illustrated on pages 100 and 101.

* Without fuel or tools

MultiTools

Removing moss, aerating the lawn, loosening soil, sweeping paths and driveways: whatever the task at hand, the STIHL MultiSystem has the ideal tool for the job. All the MultiTools can be changed without difficulty, meaning it can be cleaned very easily and is quickly ready for the next job.

Pick tines BF-MM^②



Working width	Weight
22 cm	2.0 kg

Order No.
4601 740 4605

Bolo tines BK-MM^②



Working width	Weight
22 cm	2.0 kg

Order No.
4601 740 4606

Edger FC-MM^②



Weight
0.8 kg

Order No.
4601 740 4603


Aerator RL-MM^②



Working width	Weight
20 cm	2.0 kg

Order No.
4601 740 4600

De-thatcher MF-MM^②



Working width	Weight
50 cm	8.6 kg

Order No.
4601 740 4601

Power sweep KW-MM^①



Working width	Weight
60 cm	3.9 kg

Order No.
4601 740 4604

Bristle brush KB-MM^①



Working width	Weight
60 cm	4.2 kg

Order No.
4601 740 4602


Cultivator blade



Varies the working depth and speed when cultivating soil, slightly raising or lowering the height of the tool.

Order No.
4601 740 4800

Weight kit for BF-MM/BK-MM



The ideal accessory for cultivating. Increases the pressure on the tool and ensures better depth of penetration into the ground. Weight 4.0 kg.

Order No.
4601 730 4500

Wheel kit

For MF-MM^②/
KW-MM^①/
KB-MM^①



Enables the tool to be lifted easily, thus reducing resistance due to friction when brushing and sweeping. Improves manoeuvrability.

Order No.
4601 007 1008

① Wheel kit required

② Wheel kit recommended



Areas of application



Pick tines BF-MM

Even hard or heavy soils are broken up easily and effectively. Ideal for re-cultivation, loosening the soil or around compact planting.



Bolo tines BK-MM

Suitable for spreading fine sandy soil, for making rows in the soil or for breaking up large sods of earth, for example between freestanding plants.



Edger FC-MM

Ideal for keeping your garden borders looking smart.



Aerator RL-MM

Uniformly perforates the surface of the lawn so that it can breathe again, thus considerably improving the supply of nutrients and root growth.



De-thatcher MF-MM

Removes moss and matted growth from the surface of the lawn quickly and thoroughly. Complete with guard extension and apron.



Power sweep KW-MM

Effortlessly cleans level surfaces of dirt, rubble, sand, gravel, wet leaves and snow. Ideal for sweeping pathways, roads and lawns.



Bristle brush KB-MM

Thoroughly removes dirt, stains or moss from paved areas or uneven stone surfaces. Complete with guard extension.

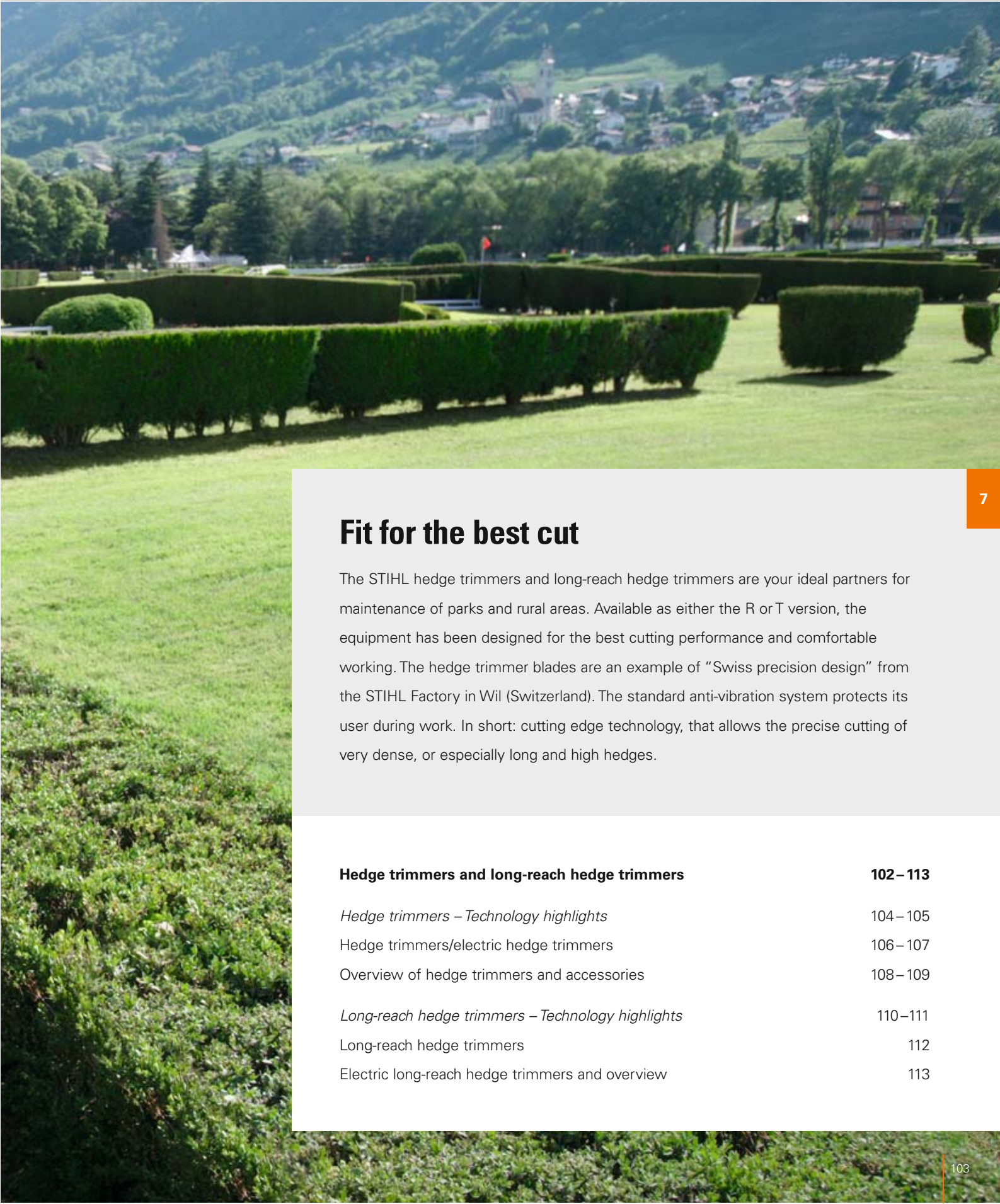
Hedge trimmers and long-reach hedge trimmers

7 **“Riding facilities require only the best cutting and with my STIHL hedge trimmers I have the perfect equipment.”**

Massimo Redo

Using his powerful STIHL hedge trimmer HS 81 R, Massimo Redo cuts through all obstacles smoothly during show jumping season.





Fit for the best cut

The STIHL hedge trimmers and long-reach hedge trimmers are your ideal partners for maintenance of parks and rural areas. Available as either the R or T version, the equipment has been designed for the best cutting performance and comfortable working. The hedge trimmer blades are an example of “Swiss precision design” from the STIHL Factory in Wil (Switzerland). The standard anti-vibration system protects its user during work. In short: cutting edge technology, that allows the precise cutting of very dense, or especially long and high hedges.

Hedge trimmers and long-reach hedge trimmers	102 – 113
<i>Hedge trimmers – Technology highlights</i>	104 – 105
Hedge trimmers/electric hedge trimmers	106 – 107
Overview of hedge trimmers and accessories	108 – 109
<i>Long-reach hedge trimmers – Technology highlights</i>	110 – 111
Long-reach hedge trimmers	112
Electric long-reach hedge trimmers and overview	113

Hedge trimmers

The high-performance STIHL hedge trimmers are ideal for maintenance of parks and rural areas. Robust, lightweight and very easy to operate, these powerful units are especially suitable for the maintenance of overgrown or woody hedges. Our versatile hedge trimmers can be easily operated in open areas and on long hedges.





1 Uncompromising lightweight construction

Compact engine and gear section, developed for light hedge trimmers.

2 Precision blade geometry

The blade geometry and specially designed gears for trimming or cutting guarantee the best results.

3 Handle design

The ergonomic arrangement of the handle, as well as the balance, gives support, makes work comfortable and less tiring.

4 Long-life air filter system

Provides long-term cleaning interval and reliable engine protection.

5 Anti-vibration system

Precisely calculated spring elements dampen down vibrations from the engine to a minimum, reducing tiredness.

6 Rotating multi-function handle

All the engine control elements can be operated by hand to give easy and reliable operation.

7 Tool-free filler cap


Special lock for simple opening and closing.

8 STIHL ErgoStart (E)

Easy starting with less effort due to the introduction of an additional spring between the crankshaft and rope rotor.

9 Long-life drive mechanism

Innovative technique ensures powerful, low wear, really tough and highly efficient drive mechanism.



Further information:
 STIHL long-reach hedge trimmers have a host of practical features. Depending on the model, the technical details may differ from those illustrated here.

 For technical details and features, please refer to the table on pages 108-109. Further product information and the address of your STIHL Dealer will be available on the internet at www.stihl.com. A qualified STIHL dealer will be happy to help you.

The hedge trimmer blades are produced in the 'Swiss precision' in the STIHL factory in Wil (Switzerland).

Hedge trimmers

HS 45



Light introductory model for garden trimming.

Displacement	Power output	Weight
27.2 cm ³	0.75 kW/1.0 bhp	4.6 kg*/4.9 kg*

Blade length	Order No.
45 cm	4228 011 2900
60 cm	4228 011 2910

HS 81 T



Trimming

Hedge trimmer with double-edged blades for trimming; 5.000 strokes/minute; high blade speed and a finer cut.

Displacement	Power output	Weight
22.7 cm ³	0.75 kW/1.0 bhp	5.0 kg*/5.2 kg*/5.4 kg*

Blade length	Order No.
50 cm	4237 011 2900
60 cm	4237 011 2901
75 cm	4237 011 2902

Additional versions:

(For all the data and models, refer to the table on pages 108-109)

HS 81 TC-E: With ErgoStart **NEW**

HS 86 T



Trimming

Hedge trimmer with single-edged blades for trimming; 5.000 strokes/minute; high blade speed and a finer cut.

Displacement	Power output	Weight
22.7 cm ³	0.7 kW/1.0 bhp	5.1 kg*

Blade length	Order No.
75 cm	4237 011 2910
100 cm	4237 011 2911

T = Trimming

E = ErgoStart

R = Cutting

HS 81 R



Cutting

Hedge trimmer with double-edged blade for cutting back; 3.000 strokes/minute; low blade speed and a more powerful cut.

Displacement	Power output	Weight
22.7 cm ³	0.75 kW/1.0 bhp	5.5 kg*/5.7 kg*

Blade length	Order No.
60 cm	4237 011 2920
75 cm	4237 011 2921

Additional versions:

(For all the data and equipment, refer to the table on page 108)

HS 81 RC-E: With ErgoStart **NEW**

HS 86 R



Cutting

Hedge trimmer with single-edged blade for cutting back; 3.000 strokes/minute; low blade speed and a more powerful cut.


Displacement	Power output	Weight
22.7 cm ³	0.75 kW/1.0 bhp	5.5 kg*

Blade length	Order No.
75 cm	4237 011 2930

Always a perfect cut


Version R = Cutting

- Large cutter spacing
- Large blade height
- Gear ratio for greater cutting power
- For large volumes of cutting back and clearing work



Version T = Trimming

- Small cutter spacing
- Lower blade height
- Gear ratio for higher speed
- For perfect shaping and fine cut



Electric hedge trimmers

HSE 41

NEW



Lightweight electric hedge trimmer for quiet trimming. Suitable for cutting of branches and thin boughs. Laser cut blades for precision trimming.

Rated voltage	Power consumption	Weight
230 V	400 Watt	2.9 kg**
Blade length	Order No.	
45 cm	4814 011 3500	

HSE 51

NEW



Quiet, lightweight electric hedge trimmer for trimming, and cutting of branches and thin boughs. Powerful engine. Laser-cut knife. 50 cm cut length.

Rated voltage	Power consumption	Weight
230 V	430 Watt	3.0 kg**
Blade length	Order No.	
50 cm	4814 011 3504	

HSE 61

NEW



Quiet electric hedge trimmer with anti-vibration system and 500-Watt engine. 5-position rotating handle for flexible and smooth cutting.

Rated voltage	Power consumption	Weight
230 V	500 Watt	4.1 kg**
Cut length	Order No.	
50 cm	4812 011 3506	

HSE 71

NEW



Powerful electric hedge trimmer with anti-vibration system and 600-Watt engine for thicker branches. With 5-position rotating handle in two blade lengths.

Rated voltage	Power consumption	Weight
230 V	600 Watt	4.2 kg**/4.4 kg**
Cut length	Order No.	
60 cm	4812 011 3510	
70 cm	4812 011 3514	

HSE 81

NEW



Robust electric hedge trimmer with very powerful 650-Watt engine for dense woody hedges. 5-Position rotating handle for more flexibility. Two-sided diamond cut blades. In three blade lengths.

Rated voltage	Power consumption	Weight
230 V	650 Watt	4.3 kg**/4.4 kg**/4.6 kg**
Blade length	Order No.	
50 cm	4812 011 3521	
60 cm	4812 011 3523	
70 cm	4812 011 3518	



* Without fuel

** Excludes cable

Overview of hedge trimmers and accessories



7

	Hedge trimmers				NEW			NEW		
	HS 45	HS 45	HS 81 R	HS 81 R	HS 81 RC E	HS 81 T	HS 81 T	HS 81 T	HS 81 TC E	HS 86 R
	45 cm	60 cm	60 cm	75 cm	60 cm	50 cm	60 cm	75 cm	60 cm	75 cm
Displacement (cm ³)	27.2	27.2	22.7	22.7	22.7	22.7	22.7	22.7	22.7	22.7
Power output (kW/bhp)	0.75/1.0	0.75/1.0	0.75/1.0	0.75/1.0	0.75/1.0	0.75/1.0	0.75/1.0	0.75/1.0	0.75/1.0	0.75/1.0
Rated voltage (V)	–	–	–	–	–	–	–	–	–	–
Power consumption (W)	–	–	–	–	–	–	–	–	–	–
Weight (kg)	4.6*	4.9*	5.5*	5.7*	5.6*	5.0*	5.2*	5.4*	5.3*	5.5*
Length of cut/section (cm)	45	60	60	75	60	50	60	75	60	75
Overall length (cm)	95	110	120	135	120	109	121	133	109	124
Anti-vibration system	●	●	●	●	●	●	●	●	●	●
Turning handle	–	–	●	●	●	●	●	●	●	–
ElastoStart	●	●	–	–	–	–	–	–	–	–
Order number	4228 011 2900	4228 011 2910	4237 011 2920	4237 011 2921	4237 011 2926	4237 011 2900	4237 011 2901	4237 011 2902	4237 011 2909	4237 011 2930

● Serial production

E = ErgoStart

R = Back cut

T = Trim cut

* Unfuelled, complete

** Excludes cable

Cutter blade tip protection



The guard protects the point of the hedge trimmer blade from wear when working close to ground level.

Fits

Order No.

HS 81 T

4237 792 9000

HS 86 T

4237 790 9800

HS 81 R

4237 790 9802

HS 86 R

4237 790 9801

Catcher plate for cutterblades



Plastic plate for catching the cut material.

Fits 75 cm/30" cut length.

Fits

Order No.

HS 86 R

4237 740 3302

HS 86 T

4237 740 3300



NEW

Electric hedge trimmers

	HS 86 T	HS 86 T	HSE 41	HSE 51	HSE 61	HSE 71	HSE 71	HSE 81	HSE 81	HSE 81
	75 cm	75 cm	45 cm	50 cm	50 cm	60 cm	70 cm	50 cm	60 cm	70 cm
	22.7	22.7	–	–	–	–	–	–	–	–
	0.7/1.0	0.7/1.0	–	–	–	–	–	–	–	–
	–	–	230	230	230	230	230	230	230	230
	–	–	400	430	500	600	600	650	650	650
	5.1	5.1	2.9**	3.0**	4.1**	4.2**	4.4**	4.3**	4.4**	4.6**
	75	100	45	50	50	60	70	50	60	70
	122	163.5	86	91	113	123	133	113	123	133
	●	●	–	–	–	–	–	–	–	–
	–	–	–	–	●	●	●	●	●	●
	–	–	–	–	–	–	–	–	–	–
	4237 011 2910	4237 011 2911	4814 011 3500	4814 011 3504	4812 011 3506	4812 011 3510	4812 011 3514	4812 011 3521	4812 011 3523	4812 011 3518

Conversion kit of blades (no illustration)

Conversion kit for adjusting blade play when the blade becomes worn.

Set of blades, adjustable, 60 cm.

Suitable for

Order No.

HS 81 R

4237 007 1008

HS 81 T

4237 007 1001

Set of blades, adjustable, 75 cm.

Suitable for

Order No.

HS 81 R/HS 86 R

4237 007 1009

HS 81 T/HS 86 T

4237 007 1002



Further information can be found at www.stihl.com

Long-reach hedge trimmers


STIHL long-reach hedge trimmers can effortlessly sculpt and reach very high, long and also extremely wide hedges. With our models, available with a short or long shaft, you can work easily from ground level. The safety harness helps the user to keep the long-reach hedge trimmer balanced. For those who need advanced performance, we also offer model HL 100 and HL 100 K with a very powerful STIHL 4-MIX engine.



- 1 Lightweight gearhead**
Magnesium housing, strong but particularly light.
- 2 Excellent cutting power**
The high blade speed provides a clean cut and an excellent quality of cut.
- 3 Quick adjust system**
The cutting bar can be adjusted in stages up to an operating radius of 135° and can be folded parallel to the shaft and secured for transport.

- 4 Two shaft lengths**
The long-reach hedge trimmers are mainly used on tall and extra-wide hedges. The shorter K version with extended handle sleeve is a handy machine for working on low hedges.





Lightweight gearhead 1

2 Excellent cutting power

3 Quick adjust system

4 Two shaft lengths

5 Attaching loop

The attaching loop for the harness is adjustable, so that it is easier to manoeuvre the machine.

6 STIHL 4-MIX engine

Combines the advantages of the two-stroke and 4-stroke engines. Fewer exhaust gases, pleasant sound and high torque.

7 Multi-function handle

The multi-function handle on the hedge trimmer controls all engine functions.

8 Loop handle

The loop handle provides a large degree of freedom for movement and ease of operation, even under cramped conditions (only with HL 75/HL 100).

Further information:

STIHL long-reach hedge trimmers have a host of practical features. Depending on the model, the technical details may differ from those illustrated here.

For technical details and features, please refer to the table on pages 108-109. Further product information and the address of your STIHL dealer is available on the internet at www.stihl.com. A qualified STIHL dealer will be happy to help you.

Long-reach hedge trimmers

HL 90 K

0° – fixed



NEW



Displacement	Power output	Weight
28.4 cm ³	0.95 kW/1.3 bhp	5.7 kg*
Overall length	Order No.	
165 cm	4280 200 0025	

HL 95

135° adjustable



NEW

Only while stocks last!



Displacement	Power output	Weight
28,4 cm ³	0.95 kW/1.3 bhp	6.9 kg*
Overall length	Order No.	
248 cm	4280 011 2925	

Additional versions: (For all the data and models refer to the table on page 113.)

HL 95 K: With short shaft.

HL 100

135° adjustable



Displacement	Power output	Weight
31,4 cm ³	1.05 kW/1.4 bhp	6.9 kg*
Overall length	Order No.	
248 cm	4280 200 0017	

Additional versions: (For all the data and models refer to the table on page 113.)

HL 100 K: With short shaft.

Drive adjustable up to 135° with transport position

The cutting bar can be adjusted in stages up to an operating radius of 135° and can be folded parallel to the shaft for transport and secured.



K = Short barrel

* Unfuelled, complete

** Excludes cable

*** Includes cutter set

Electric long-reach hedge trimmer and overview

HLE 71

125° adjustable



NEW




Rated voltage	Power consumption	weight
230 V	600 Watt	5.9 kg**
Overall length	Order No.	
190–254 cm	4813 011 2904	

Additional versions: (For all the data and models see table below.)

NEW

HLE 71 K: With short shaft.



7


	Long-reach hedge trimmer					Electric long-reach hedge trimmer NEW	
	HL 90 K (0°) NEW	HL 95 (135°) NEW	HL 95 K (135°)	HL 100 (135°)	HL 100 K (135°)	HLE 71 (125°)	HLE 71 K (125°)
Displacement (cm ³)	28.4	28.4	28.4	31.4	31.4	–	–
Power output (kW/bhp)	0.95/1.3	0.95/1.3	0.95/1.3	1.05/1.4	1.05/1.4	–	–
Rated voltage (V)	–	–	–	–	–	230	230
Power consumption (W)	–	–	–	–	–	600	600
Weight (kg)	5.7*	6.9*	6.4*	6.9*	6.4*	5.9**	5.6**
Length of cut/section (cm)	50	50	50	50	50	50	50
Overall length (cm)***	165	248	205	248	205	190–254	147–211
4-MIX engine	●	●	●	●	●	–	–
Anti-vibration system	●	●	●	●	●	–	–
ElastoStart	–	–	–	–	–	–	–
Automatic decompression	●	●	●	●	●	–	–
Toolless tank filler cap	●	●	●	●	●	–	–
Carrier belt/Carrier system	–	●	●	●	●	●	●
Order number	4280 200 0025	4280 011 2925	4280 011 2926	4280 200 0017	4280 200 0019	4813 011 2904	4813 011 2901

● Serial production



Further information can be found at www.stihl.com

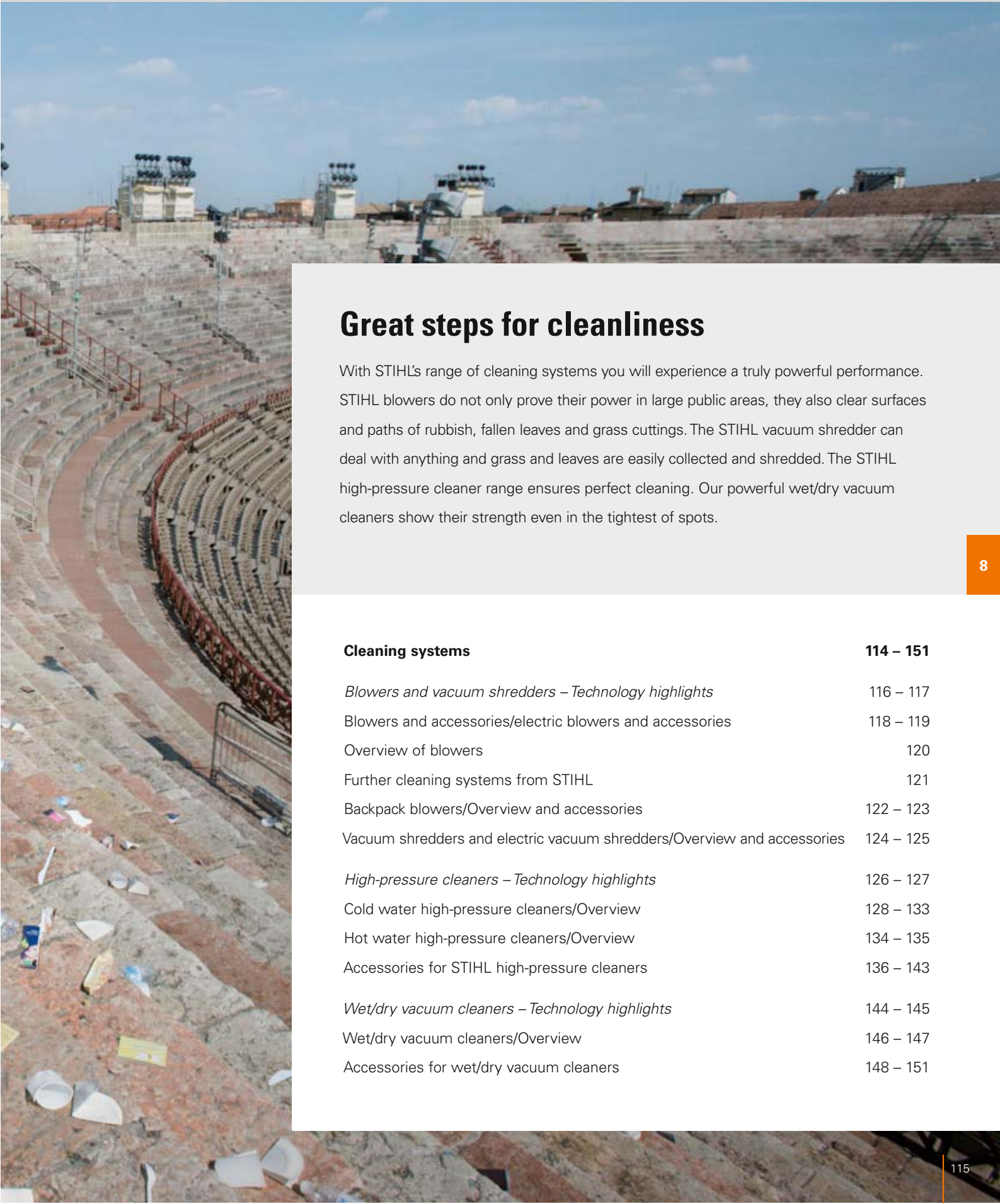
Cleaning systems



“ Here, strength counts in the arena,
just as it did 2000 years ago. ”

Jacopo Nelli

With his STIHL BR 550 backpack blower.



Great steps for cleanliness

With STIHL's range of cleaning systems you will experience a truly powerful performance. STIHL blowers do not only prove their power in large public areas, they also clear surfaces and paths of rubbish, fallen leaves and grass cuttings. The STIHL vacuum shredder can deal with anything and grass and leaves are easily collected and shredded. The STIHL high-pressure cleaner range ensures perfect cleaning. Our powerful wet/dry vacuum cleaners show their strength even in the tightest of spots.

8

Cleaning systems	114 – 151
<i>Blowers and vacuum shredders – Technology highlights</i>	116 – 117
Blowers and accessories/electric blowers and accessories	118 – 119
Overview of blowers	120
Further cleaning systems from STIHL	121
Backpack blowers/Overview and accessories	122 – 123
Vacuum shredders and electric vacuum shredders/Overview and accessories	124 – 125
<i>High-pressure cleaners – Technology highlights</i>	126 – 127
Cold water high-pressure cleaners/Overview	128 – 133
Hot water high-pressure cleaners/Overview	134 – 135
Accessories for STIHL high-pressure cleaners	136 – 143
<i>Wet/dry vacuum cleaners – Technology highlights</i>	144 – 145
Wet/dry vacuum cleaners/Overview	146 – 147
Accessories for wet/dry vacuum cleaners	148 – 151

Blowers and vacuum shredders

Our strong STIHL blowers clear any surface. STIHL offers the right system for every job: smaller areas, paths or flowerbeds can be cleared of loose foliage, grass cuttings or powder snow quickly and reliably with our hand-held models. The blower pipe supplied with the machine turns the vacuum shredder into a powerful blower with a simple manual adjustment. Backpack STIHL blowers are ideal for tending large areas such as public parks, squares or stadiums.

1 Adjustable throttle trigger with stop button

The throttle trigger can be locked in any position between idle and full throttle. Gently pressing the stop button ensures complete switch-off. The device is then automatically ready to be started.

2 Softline engine housing

The housing has rounded edges to minimise collection of dirt and is easy to clean.

3 Soft grip handle

For secure and comfortable grip. With integrated anti-static system.

4 Anti-vibration system

Reduces vibrations to a minimum and guarantees working comfort for longer use.

5 Catalytic converter (D)

Considerably reduces the quantity of harmful particles in the exhaust gas.

6 Extendable blower pipe

Enables the length of the blower pipe to be adjusted to suit the height of the user and also the job in hand.

Additional information:

The STIHL blower and vacuum shredders combine a whole range of practical features. Depending on the model you choose the features may differ from those illustrated here.

Technical details and features can be obtained from the tables on pages 120 and 125. Additional product information and the address of your STIHL dealer are available at www.stihl.com. Your qualified STIHL dealer will be happy to advise you.



Extendable blower pipe

6



Adjustable throttle trigger with stop button

1

2

Softline engine housing

3

Soft-grip handle

4

Anti-vibration system

5

Catalytic converter



Blowers and accessories

BG 56-D

NEW



Clears areas quickly of foliage or grass cuttings. Good power to weight ratio.

Displacement	Weight
27.2 cm ³	4.2 kg*

Order No.
4241 011 1700

BG 66-D

NEW



Available from summer 2008!



Noise reduction and anti-vibration technology allows a longer operating time.

Displacement	Weight
27.2 cm ³	4.4 kg*

Order No.
4241 011 1704

BG 86-D

NEW



With very powerful air stream for clearing large areas. Comfortable anti-vibration system, with both round and jet nozzles.

Displacement	Weight
27.2 cm ³	4.5 kg*

Order No.
4241 011 1702



Conversion kit



For STIHL BG 56, BG 86

Order No.
4241 700 2200

Gutter-cleaning kit

For STIHL BG 45, BG 55, BG 56, BG 66, BG 85, BG 86, BGE 71, BGE 81 (Fig. refer to page 125)

Order No.
4241 007 1003

D = Catalytic converter

* Weight excludes fuel

*** Excludes cable

Electric blowers and accessories



BGE 71

CE

Available from
summer 2008!

NEW



Powerful, quiet electric blower, ideal for residential areas.

Voltage	Power output	Weight
230 V	1,100 Watt	3.0 kg**

Order No.
4811 011 1523

BGE 81

CE

Available from
summer 2008!

NEW



Quiet electric blower, powerful enough for clearing large areas of foliage or grass cuttings.

Voltage	Power output	Weight
230 V	1,400 Watt	3.3 kg**

Order No.
4811 011 1531

Curved jet nozzle



NEW

For STIHL BG 56, BG 66,
BG 86, BGE 71, BGE 81

Order No.
4241 708 6302

Conversion kit



NEW

For STIHL BGE 71, BGE 81

Order No.
4811 700 2200

Overview of blowers



8

	Blowers			Electrical blowers	
	BG 56 D NEW	BG 66 D NEW	BG 86 D NEW	BGE 71 NEW	BGE 81 NEW
Displacement (cm ³)	27.2	27.2	27.2	–	–
Nominal voltage (V)	–	–	–	230	230
Power output (W)	–	–	–	1,100	1,400
Weight (kg)	4.2*	4.4*	4.5*	3.0**	3.3**
Air through-put (m ³ /h)	710 ^①	710 ^①	610 ^②	510 ^②	570 ^②
Max. air throughput (m ³ /h)	730 ^③	730 ^③	810 ^③	670 ^③	750 ^③
Max. air speed (m/s)	64 ^①	64 ^①	85 ^②	66 ^②	76 ^②
Round nozzle	●	●	●	–	–
Flat nozzle	–	–	●	●	●
Conversion kit	○	–	○	○	○
Single-hand operation	●	●	●	●	●
Manual fuel pump	●	●	●	–	–
ElastoStart	–	–	●	–	–
Anti-vibration system	–	–	●	–	–
Catalytic converter (D)	●	●	●	–	–
Order number	4241 011 1700	4241 011 1704	4241 011 1702	4811 011 1523	4811 011 1531

● Standard

○ Additional kit (special accessories)

D = Catalytic converter

① Includes round nozzle

② Includes flat nozzle

③ Excludes blowing unit

* Weight excludes fuel

**Excludes cable

***No illustration

Further cleaning systems from STIHL

All cleaned up: STIHL offers you the KombiSystem and the MultiSystem and other practical tools so that you can be equipped for multiple cleaning tasks around the house and garden.

Practical devices for the KombiSystem



Sweeping roller KW-KM

For comfortable, motorised sweeping of dirt, debris, leaves, snow and much more.



Bristle brush KB-KM

The fixed brushes remove dirt even from deep grooves and furrows. The dirt is carried forward by the counter-rotation of the brush.



Blower BG-KM

NEW

Paths and areas can be quickly and easily cleared of foliage, grass cuttings or powder snow.

More information about the KombiSystem on pages 86–95.

Practical devices for MultiSystem



Sweeping roller KW-MM

Effortlessly cleans level surfaces of dirt, rubble, sand, gravel, wet leaves and snow. Ideal for sweeping pathways, roads and lawns.



Bristle brush KB-MM

Thoroughly removes sprays on dirt and marks from paved areas or uneven stone surfaces. Complete with guard extension.

More information about the MultiSystem on pages 96–101.

Backpack blowers



BR 380/BR 420



The STIHL model BR 420 blower can be turned into a universal mist blower with a special conversion kit.

Displacement	Weight
56.5 cm ³	9.1 kg*

Order No.

4203 011 1616

BR 500



Very quiet backpack blower. With new extendable blower tube.

Displacement	Weight
64.8 cm ³	10.2 kg*

Order No.

4282 200 0008

BR 550



Powerful blower. With new extendable blower tube.

Displacement	Weight
64.8 cm ³	10.0 kg*

Order No.

4282 200 0009

BR 600



Extremely powerful blower. With new extendable blower tube.

Displacement	Weight
64.8 cm ³	9.9 kg*

Order No.

4282 200 0010

*Weight excludes fuel

Overview and accessories

Backpack blowers					
	BR 380	BR 420	BR 500	BR 550	BR 600
Displacement (cm ³)	56.5	56.5	64.8	64.8	64.8
Weight (kg)*	9.1	9.1	10.2	10.0	9.9
Air through-put (m ³ /h) ^①	800	800	810	900	1,210
Max. air through-put (m ³ /h) ^②	1,260	1,260	1,380	1,490	1,720
Max. air speed (m/s)	82	82	81	89	90
Hip belt	○	–	○	○	●
Anti-vibration system	●	●	●	●	●
Single-handed operation	●	●	●	●	●
Automatic decompression	–	–	●	●	●
ElastoStart	●	●	–	–	–
Length-adjustable blower tube	●	●	●	●	●
Two-handed grip	–	–	○	○	○
Order number	4203 011 1632	4203 011 1616	4282 200 0008	4282 200 0009	4282 200 0010

● Standard

○ Additional kit (special accessories)

① Includes nozzle

② Excludes blowing unit

Vacuum intake guard grill



Order No.
4203 760 8100

The guard grill over the vacuum intake stops fallen leaves from being drawn into the machine, without loss of power (accessory for the STIHL BR 380 and SR 420 series).

Mist blower conversion kit



Order No.
4203 007 1030

The STIHL BR 380 blower series can be converted into a mist blower using this conversion kit.

Jet nozzle curved



For BR 38

For BR 500/
550/BR 600 **NEW**

Order No.
4203 701 8302

4282 708 6340

For working over large areas with widespread air current which flows parallel to the floor.

Hip belt



For BR 380/SR 420

For BR 500/BR 550

Order No.
4203 710 9102

4282 710 9100

Round nozzle straight



For BR 500/BR 550

For BR 600

Order No.
4282 708 6300

4282 708 6310

Bike handle

NEW

Available from
spring 2008!



For BR 500/
BR 550/BR 600

Increases ease of use, as blower tube is guided with two hands, reducing fatigue.

Vacuum shredders

SH 56-D **NEW**

Displacement: 27.2 cm³
Weight: 5.3 kg*

Order No. 4241 011 0900

Vacuum shredder that can also be converted to a blower as standard. With vacuum unit and round nozzle.

SH 86-D **NEW**

Displacement: 27.2 cm³
Weight: 5.7 kg*

Order No. 4241 011 0902

A particularly powerful vacuum shredder for cleaning large areas. Can also be converted to a blower as standard. With anti-vibration system, blower tube, round and jet nozzle.

Additional versions:

SH 56 C-E D: With ErgoStart and catalytic converter

SHE 71 **NEW**

Nominal voltage: 230 V
Power output: 1,100 Watt
Weight: 4.1 kg**

Order No. 4811 011 0821

Available from spring 2008!

Quiet electric vacuum shredder suitable for residential areas. Can also be converted to a blower as standard. With blower tube and jet nozzle.

SHE 81 **NEW**

Nominal voltage: 230 V
Power output: 1,400 Watt
Weight: 4.4 kg**

Order No. 4811 011 0830

Available from spring 2008!

Powerful yet quiet electric vacuum shredder for larger residential areas. Can also be converted to a blower as standard. With blower tube and jet nozzle.

Operating principles of the vacuum shredder

The STIHL vacuum shredder is ideal for vacuuming leaves and other loose debris from corners, cellar shafts, gulleys, paths, flowerbeds etc.



The blower wheel with rotor blades reduces dry leaves to 1/14 of their original volume and fully fills the large catcher bag.



In addition, the STIHL vacuum shredder can also be converted into a blower for carrying out thorough cleaning tasks.



E= ErgoStart

D = Catalytic converter

*Weight excludes fuel

** Excludes cable

Overview and accessories

	Vacuum shredder NEW			Electric vacuum shredder NEW	
	SH 56 D	SH 56 C E D	SH 86 D	SHE 71	SHE 81
Displacement (cm ³)	27.2	27.2	27.2	–	–
Nominal voltage (V)	–	–	–	230	230
Power output (W)	–	–	–	1,100	1,400
Weight (kg)	5.3*	5.3*	5.7*	4.1**	4.4**
Air through-put (m ³ /h)Ⓢ	710	710	770	580	650
Round nozzle	●	●	●	–	–
Flat nozzle	–	–	●	●	●
Fitting complete with blower	●	●	●	●	●
Manual fuel pump	●	●	●	–	–
ElastoStart	–	–	●	–	–
ErgoStart (E)	–	●	–	–	–
Anti-vibration system	–	–	●	–	–
Catalytic converter (D)	●	●	●	–	–
Order number	4241 011 0900	4241 011 0901	4241 011 0902	4811 011 0821	4811 011 0830

● Standard

Ⓢ In vacuum operation

Dust reducing catcher bag



For STIHL SH 55, SH 56,
SH 85, SH 86

Order No.
4229 708 9701

Curved jet nozzle



For STIHL SH 55, SH 56,
SH 85, SH 86, SHE 71,
SHE 81

Order No.
4241 708 6302

Gutter cleaning set

For STIHL SH 55, SH 56,
SH 85, SH 86, SHE 71,
SHE 81 (see picture below)

Order No.
4241 007 1003

Robust rotor blades

The high quality steel rotor blades enable fine shredding of the cut material to be carried out efficiently.



Gutter cleaning set

Practical, approx. 3 m long gutter-cleaning set for clearing out gutters.



High-pressure cleaners

STIHL high pressure cleaners tackle even the most obstinate dirt. Whichever type of dirt you wish to remove, you can find a suitable high pressure cleaner from our range. Their high performance and wear resistant, user-friendly components ensure that practically every speck of dust is removed for absolute cleanliness. When using STIHL high pressure cleaners, please observe the local legal waste water requirements.



8

- 1 Cleaning fluid tank with transparent full indicator**
Allows you to see, at a glance, how much cleaning agent you have left.
- 2 Integrated hose drum**
For keeping the hose neat and tidy. The hose drum brake stops the hose from unravelling when not required.
- 3 Automatic cut-off**
As soon as the spray gun is closed, the electric engine is automatically switched off. The electric circuit is interrupted. The main supply is not disconnected!
- 4 Metering system**
With the metering system, cleaning agents can be added to the spray jet (from an internal or external tank).
- 5 Pressure/flow control on the machine**
Thus the quantity of water and the operating pressure can be simply adjusted to suit the cleaning job at hand.
- 6 Safety cut off**
If the equipment is not used for 30 minutes the power is switched off.
- 7 Oil system with expansion tank and oil level indicator**
Reliably avoids overpressure and loss of oil at the pump. Wear of important parts is significantly reduced.
- 8 Pump with ceramic pistons**
The ceramic pistons are extremely hard-wearing and are guaranteed for a long life span.
- 9 Slow-running engine and robust brass pump**
With larger pump capacity, the slow-running motor runs with a low number of revolutions. This ensures longer life for the engine and pump unit and low levels of noise.
- 10 Engine run-on circuit**
After closing the spray gun, the engine will run for a further 20 seconds. This reduces the on and off cycles of the machine and increases its operating life.
- 11 Double hose pipe holder**
A practical method of fitting hose pipes with both jet and round nozzles to the equipment.

Further technical highlights:

Anti-twist coupling

Stops the hose from turning.

Pressure control at the nozzle/spray gun

For simple adjustment of the pressure during the job.



1 Cleaning fluid tank with transparent full indicator

2 Integrated hose drum

3 Automatic cut-off

4 Metering system

5 Pressure/flow control on the machine

6 Safety cut off

7 Oil system with expansion tank and oil level indicator

8 Pump with ceramic pistons

9 Slow-running engine and robust brass pump

10 Engine run-on circuit

11 Double hose pipe holder

Technical features:

STIHL high pressure cleaners have a whole range of practical features. Depending on the model, the equipment criteria may vary from those illustrated here.

Details of technical data and features can be found in the tables on pages 129, 131, 133 and 135. Further product information and details of your local dealer can be found at www.stihl.com. Your STIHL dealer will be happy to advise you.

Cold water high-pressure cleaners

The STIHL cold water high-pressure cleaners are suitable for a range of maintenance work around the house. Ergonomic design, improved handling and practical fixture details, including a lightweight telescopic aluminum handle, plug-in coupling for quick nozzle changes, rotary and flat nozzles and the storage of accessories make your work comfortable and easy.

RE 108

NEW



Available from
spring 2008!

**Operating
pressure**

**Max.
water
throughput**

10 – 110 bar

440 l/h

Weight

15.0 kg

Order No.

4765 012 4500



RE 118

NEW



Available from
spring 2008!

**Operating
pressure**

**Max.
water
throughput**

10 – 125 bar

500 l/h

Weight

17.0 kg

Order No.

4766 012 4500



RE 128 PLUS

NEW



Available from
spring 2008!

**Operating
pressure**

**Max.
water
throughput**

10 – 135 bar

500 l/h

Weight

17.0 kg

Order No.

4767 012 4500



Telescopic, aluminium handle

For easy transportation and to save space, a telescopic aluminium handle is included.





Cold water high pressure cleaner			
	RE 108 NEW	RE 118 NEW	RE 128 PLUS NEW
Operating pressure (bar)	10–110	10–125	10–135
Max. pressure (bar)Ⓞ	120	140	150
Min. water throughput (l/h)	380	400	420
Max. water throughput (l/h)	440	500	500
Max. inlet water temperature (°C)	40	60	60
Mains voltage (V/Hz)	230/1~/50	230/1~/50	230/1~/50
Power output (kW)	1.7	2.1	2.3
Weight (kg)	15.0	17.0	17.0
High pressure hose (length in m)	8	8*	9*
Automatic cut-off	●	●	●
Rotary nozzle	●	●	●
Flat nozzle with pressure adjustment	●	●	●
Cleaning agents supply	●	●	●
Maintenance-free (Life-span oil filling)	●	●	●
Mains cable holder	●	●	●
High-pressure hose holder	●	●	–
Hose drum	–	–	●
Aluminium telescopic handle	●	●	●
Order number	4765 012 4500	4766 012 4500	4767 012 4500

● Standard

PLUS: Includes hose reel

Ⓞ Maximum reliable system pressure

* Steel re-inforced 5 m power cable

8

Accessories: A range of accessories can be found on page 136.

It couldn't be easier – thanks to many practical design features



Fan jet nozzle with adjustable pressure



Compact nozzle system with coupling plug



Rotating lance



Anti-twist coupling and quick-release coupling

Cold water high-pressure cleaners

For difficult cleaning tasks, e.g. in factories or garages, you can choose between the STIHL models RE 142, RE 142 PLUS or RE 162 PLUS. STIHL sets the standard in design, ergonomics and user comfort and these models have been distinguished by the iF product design award. The operating and control elements are easily visible. The cleaning agent tank can be detached, and therefore cleaned and refilled easily. Pressure and water quantity can be regulated on the devices which also makes them environmentally friendly.

RE 142



Operating pressure

10-140 bar

Max. water throughput

610 l/h

Weight

23.0 kg

Order No.

4743 012 4500



RE 142 PLUS



Operating pressure

10-140 bar

Max. water throughput

610 l/h

Weight

23.5 kg

Order No.

4743 012 4501



RE 162



Operating pressure

10-150 bar

Max. water throughput

650 l/h

Weight

24.0 kg

Order No.

4744 012 4500

3 year guarantee



RE 162 PLUS



Operating pressure

10-150 bar

Max. water throughput

650 l/h

Weight

24.5 kg

Order No.

4744 012 4502

3 year guarantee



Cold water high-pressure cleaners				
	RE 142	RE 142 PLUS	RE 162	RE 162 PLUS
Operating pressure (bar)	10–140	10–140	10–150	10–150
Max. pressure (bar) ^①	150	150	160	160
Min. water throughput (l/h)	540	540	570	570
Max. water throughput (l/h)	610	610	650	650
Max. inlet water temperature (°C)	60	60	60	60
Mains voltage (V/Hz)	230/1~/50	230/1~/50	230/1~/50	230/1~/50
Power output (kW)	2.9	2.9	3.3 ^②	3.3 ^②
Weight (kg)	23.0	23.5	24.0	24.5
High pressure hose (length in m), reinforced steel	9	12	9	12
Automatic cut-off	●	●	●	●
Mains cable holder	●	●	●	●
Pressure gauge and pressure flow control	●	●	●	●
Rotary nozzle	●	●	●	●
Fan jet nozzle with pressure adjustment	●	●	●	●
Transparent cleaning agent tank (l)	2.5	2.5	●	2.5
Maintenance-free (Life-span oil filling)	●	●	●	●
Integrated hose reel	–	●	–	●
Brass pump head	●	●	●	●
Integrated cleaning agent tank, cleaning agent supply internal/external	●	●	●	●
Ceramic-coated piston	–	–	●	●
Order number	4743 012 4500	4743 012 4501	4744 012 4500	4744 012 4502

● Standard

PLUS: With hose reel

① Maximum system pressure

② The electrical installations at the site must be appropriately rated for this activity
5 m power cable

Accessories: A range of accessories can be found on page 136.

Accessory holder for standard and additional accessories

Practical features, such as the accessory holder and mains cable holder, ensure that you always have your accessories at hand and that everything is neat and tidy.



Gauge and pressure/flow regulating valve

Pressure and water throughput can be easily adjusted to suit your cleaning task. Working pressure can then be read from the gauge. That is not only practical, but also environmentally friendly and helps to reduce water consumption.



Cold water high-pressure cleaner

STIHL cold water high-pressure cleaners RE 271 PLUS to RE 471 PLUS are particularly resistant to wear and tear and are quieter. The innovative oil system reliably prevents overpressure. The low speed engine requires fewer revolutions and is quieter as a result. Engine and brass pumps are especially robust and durable.

RE 271 PLUS



Operating pressure

20 – 140 bar

Max. water throughput

660 l/h

Weight

40.0 kg

Order No.

4757 012 4505



RE 281 PLUS



Operating pressure

20 – 160 bar

Max. water throughput

760 l/h

Weight

40.0 kg

Order No.

4753 012 4507



RE 361



Operating pressure

20 – 180 bar

Max. water throughput

1,080 l/h

Weight

60.0 kg

Order No.

4747 012 4500



RE 361 PLUS



Operating pressure

20 – 180 bar

Max. water throughput

1,080 l/h

Weight

73.0 kg

Order No.

4747 012 4508



Oil system with expansion tank

The oil system reliably avoids overpressure and thereby oil loss at the pump. This reduces wear on important components and ensures the durability of your equipment.



Slow-running motor and robust brass pump

The slow-running motor and the robust brass pump increase the life of your high-pressure cleaners. The slow-running motor runs with fewer revolutions and therefore creates less noise.



RE 461 PLUS



Operating pressure

20 – 220 bar

Max. water throughput

1,130 l/h

Weight

89.0 kg

Order No.

4748 012 4501



RE 471 PLUS



Operating pressure

20 – 180 bar

Max. water throughput

1,300 l/h

Weight

89.0 kg

Order No.

4748 012 4503



Cold water high-pressure cleaners						
	RE 271 PLUS	RE 281 PLUS	RE 361	RE 361 PLUS	RE 461 PLUS	RE 471 PLUS
Operating pressure (bar)	20–140	20–160	20–180	20–180	20–220	20–180
Min. water throughput (l/h)	600	700	1.000	1.000	1.050	1.200
Max. water throughput (l/h)	660	760	1.080	1.080	1.130	1.300
Max. Water inlet temperature (°C)	60	60	60	60	60	60
Revolutions (min ⁻¹)	1,450	1,450	1,450	1,450	1,450	1,450
Mains voltage (V/Hz)	230/1~/50	400/3~/50	400/3~/50	400/3~/50	400/3~/50	400/3~/50
Power output (kW)	3.2 [Ⓛ]	4.2	6.5 [Ⓛ]	6.5 [Ⓛ]	7.8 [Ⓛ]	7.8 [Ⓛ]
Weight (kg)	40.0	40.0	60.0	73.0	89.0	89.0
High pressure hose (Length in m)	15	15	10	15	20	20
Engine run-on circuit	–	–	–	–	•	•
Oil system with expansion tank	–	–	•	•	•	•
Pressure gauge and pressure/ flow control	•	•	•	•	•	•
Safety cut-off	–	–	–	–	•	•
Automatic cut off	•	•	•	•	•	•
Brass pump head and ceramic pistons	•	•	•	•	•	•
Rotary nozzle	•	•	–	•	•	•
Cleaning agent tank with level indicator (l)	4	4	7	7	7	7
Cleaning agent supply internal/external	•	•	•	•	•	•
Oil level indicator	•	•	•	•	•	•
Cleaning agent metering system/tank	•	•	•	•	•	•
Pressure adjustment at the nozzle/pistol	•/–	•/–	•/•	•/•	•/•	•/•
Integrated hose drum	•	•	–	•	•	•
Order number	4757 012 4505	4753 012 4507	4747 012 4500	4747 012 4508	4748 012 4501	4748 012 4503

• Standard

PLUS: With hose reel

Ⓛ The electrical installations at the site must be appropriately rated for this activity.

5 m power cable

Accessories: Our range of accessories can be found from page 136 onwards.

Hot water high-pressure cleaners

Hot water cleaners are indispensable for the most obstinate dirt, e.g. in the automobile industry, in construction and in agriculture. In this case heavy-duty STIHL cleaners RE 521 to RE 661 PLUS are ideal. Provided with an economical and low-emission heat exchange system and comfort design details, work becomes easy with the most durable STIHL hot-water cleaners.

RE 521



Operating pressure

50 – 105 bar

Max. water throughput

560 l/h

Weight

125.0 kg

Order No.

4751 012 4505



RE 581



Operating pressure

25 – 160 bar

Max. water throughput

710 l/h

Weight

131.0 kg

Order No.

4751 012 4505



RE 581 PLUS



Operating pressure

25 – 160 bar

Max. water throughput

710 l/h

Weight

134.0 kg

Order No.

4751 012 4506



RE 661 PLUS



Operating pressure

25 – 170 bar

Max. water throughput

860 l/h

Weight

185.0 kg

Order No.

4752 012 4503



Operating and control unit

Everything in sight, everything to hand: the master switch for cold water and hot water operation, temperature control, the patented selection and metering valve for the supply of the cleaning agent, the pressure gauge and the indicators for equipment diagnosis.



Heat exchange system

Vertical heat exchange principles achieve an operating efficiency of up to 92 %. Fuel consumption of the high-pressure cleaner is considerably reduced; the engine burns more cleanly than normal, reducing exhaust emissions. Burner runs off a dedicated motor ensuring optimum life for both the burner motor and pump motor.





Hot water - high pressure cleaners

	RE 521	RE 581	RE 581 PLUS	RE 661 PLUS
Operating pressure (bar)	50–105	25–160	25–160	25–170
Min. water throughput (l/h)	520	650	650	800
Max. water throughput (l/h)	560	710	710	860
Max. water inlet temperature (°C)	40	40	40	40
Max. water temperature (°C)	80	80	80	80
Steam increments (°C)	–	140	140	140
Revolutions (min ⁻¹)	1,450	1,450	1,450	1,450
Mains voltage (V/Hz)	230/1~/50	400/3~/50	400/3~/50	400/3~/50
Power output (kW)	3.1	4.5	4.5	5.6 [Ⓢ]
Weight (kg)	125.0	131.0	134.0	185.0
High pressure hose (Length in m)	10	10	15	20
Cleaning fluid tank (l)	10	10	10	15+10
Fuel tank (l)	15	15	15	35
Cleaning agent metering system	●	●	●	●
Variable temperature regulation	●	●	●	●
Cleaning agent supply external	●	●	●	●
Brass pump head and ceramic pistons	●	●	●	●
Oil system with expansion tank	–	●	●	●
Engine run-on circuit	●	●	●	●
Automatic cut-off	●	●	●	●
Low fuel indicator	●	●	●	●
Flame monitoring	●	●	●	●
Low limescale protection agent indicator	–	●	●	●
Low oil indicator	●	●	●	●
Maintenance indicator (Service)	●	●	●	●
Hose reel/ with brake	–/–	–/–	●/–	●/●
Order number	4770 012 4501	4751 012 4505	4751 012 4506	4752 012 4503

● Standard

PLUS: Includes hose reel

Ⓢ Electrical installation at site


must be appropriate for this power output

Cable length 5 m RE 581 (PLUS)

Cable length 10 m RE 661 PLUS

Accessory: Our range of accessories can be found on page 136.

Accessories for STIHL high-pressure cleaners









	Transport cart	Surface brush	Cleaning set	Wash brush	Hose drum	Lance extension ^②	Lance extension
	For fitting to the RE 106 K; transport cart and additional accessory holder.	Width 280 mm. With integrated rubber lip and high-pressure nozzle. For cleaning delicate surfaces.	Jet nozzle, surface brush and angled nozzle (90°). For cleaning areas which are difficult to access.		Suitable for steel reinforced hoses up to 10 m.	Length 410 mm.	Length 410 mm.
STIHL RE 106 K	•	•	•			•	
STIHL RE 107		•	•			•	•
STIHL RE 108		•	•				•
STIHL RE 116 K		•	•			•	
STIHL RE 117		•	•			•	•
STIHL RE 118		•	•				•
STIHL RE 126 K		•	•			•	
STIHL RE 127 PLUS		•	•			•	•
STIHL RE 128 PLUS		•	•				•
STIHL RE 141 K				•	• ^①	•	
STIHL RE 141 K PLUS				•	•	•	
STIHL RE 142				•		•	•
STIHL RE 142 PLUS				•		•	•
STIHL RE 161 K				•	•	•	
STIHL RE 161 K PLUS				•	•	•	
STIHL RE 162				•		•	•
STIHL RE 162 PLUS				•		•	•
STIHL RE 271 PLUS							
STIHL RE 281 PLUS							
STIHL RE 280 K/RE 280 K PLUS							
Order number	4900 500 5001	4900 500 6000	4900 500 6100	4900 500 3003	4900 500 8104	4900 500 0302	4900 500 0303

① Only to be fitted together with a steel reinforced hose
 ② Until 2006

③ From 2007
 ④ Can be used with the adapter (4915 500 6701) and with threaded connection devices RE 104 K, RE 106 K (until 2001), RE 250 K and RE 260 K



Accessories for STIHL high-pressure cleaners

	 Rotating wash brush	 Rotating wash brush	 Brush head for rotating wash brush	 Wash brush	 Wash brush for large areas	 HP pipe extension
	With an internal rotating brush collar; can be tilted.	Professional equipment, changeable brush head.	Professional equipment.	Professional set.	Can easily be fitted onto straight or angled lances.	For equipment with bayonet connection, length 410 mm.
		Natural bristles	Natural bristles	Nylon bristles	Nylon bristles	
			Nylon bristles	Nylon bristles		
STIHL RE 101 K	•			•		•
STIHL RE 105 K	•			•		•
STIHL RE 104 KM, 106 KM	•			•		•
STIHL RE 115 K	•			•		•
STIHL RE 125 K	•			•		•
STIHL RE 140 K, 140 K PLUS	•			•		•
STIHL RE 160 K, 160 K PLUS	•			•		•
STIHL RE 271 PLUS		•	•			
STIHL RE 281 PLUS		•	•			
STIHL RE 280 K, 280 K PLUS		•	•			
STIHL RE 360 K, 360 K PLUS		•	•			
STIHL RE 361, 361 PLUS		•	•			
STIHL RE 460 K		•	•			
STIHL RE 461 PLUS		•	•			
STIHL RE 471 PLUS		•	•			
STIHL RE 500 W, 530 W		•	•			
STIHL RE 521, 581, 581 PLUS		•	•			
STIHL RE 560 W		•	•			
STIHL RE 520 W, 580 W		•	•		• ^①	
STIHL RE 640 W, 840 W		•	•		•	
STIHL RE 661 PLUS		•	•			
Order number	4900 500 3000	4925 500 3000	4900 504 0500	4900 504 0501	4915 500 3005	4900 500 3011
						4900 500 0301

① Not for RE 520 W

Long angled lance	Spray lance								Spray lance	Pencil jet nozzle					High-pressure nozzle				
For areas which are difficult to access (gutters, basement, etc.), length 1,080 mm with nozzle.	Straight (without nozzle).								Angled (without nozzle).	0° Jet angle, extremely strong pencil jet.					15° Jet angle, for use on stubborn dirt.				
	Length 350 mm	Length 500 mm	Length 950 mm	Length 1,070 mm	Length 1,200 mm	Length 1,800 mm	Length 2,500 mm		Length 840 mm	Length 1,070 mm	Nozzle size 0004	Nozzle size 0005	Nozzle size 0006	Nozzle size 0007	Nozzle size 0008	Nozzle size 1504	Nozzle size 1506	Nozzle size 1507	Nozzle size 1508
4900 500 1903																			
4925 500 0900	•	•	•	•	•	•	•	•	•	•	•	•	•	•	•	•	•	•	•
4925 500 0909	•	•	•	•	•	•	•	•	•	•	•	•	•	•	•	•	•	•	•
4925 500 0939	•	•	•	•	•	•	•	•	•	•	•	•	•	•	•	•	•	•	•
4925 500 0918	•	•	•	•	•	•	•	•	•	•	•	•	•	•	•	•	•	•	•
4925 500 0946	•	•	•	•	•	•	•	•	•	•	•	•	•	•	•	•	•	•	•
4925 500 0947	•	•	•	•	•	•	•	•	•	•	•	•	•	•	•	•	•	•	•
4925 500 0948	•	•	•	•	•	•	•	•	•	•	•	•	•	•	•	•	•	•	•
4925 500 0943	•	•	•	•	•	•	•	•	•	•	•	•	•	•	•	•	•	•	•
4925 500 0908	•	•	•	•	•	•	•	•	•	•	•	•	•	•	•	•	•	•	•
4900 502 1003										•	•	•	•	•	•	•	•	•	•
4900 502 1004											•	•	•	•	•	•	•	•	•
4900 502 1007												•	•	•	•	•	•	•	•
4900 502 1006													•	•	•	•	•	•	•
4900 502 1008														•	•	•	•	•	•
4900 502 1013															•	•	•	•	•
4900 502 1015																•	•	•	•
4900 502 1016																	•	•	•
4900 502 1017																		•	•

Accessories for STIHL high-pressure cleaner



	High-pressure nozzle 30° Jet angle, universal nozzle for all types of cleaning and suitable for working on large areas.							High-pressure nozzle 60° Jet angle for delicate surfaces, capable of dealing with very large areas.			Rotary nozzle Turbo nozzle, dirt cutter, quickly rotating pencil jet for particularly stubborn dirt, for large areas.						
	Nozzle size 2504	Nozzle size 25045	Nozzle size 2505	Nozzle size 25055	Nozzle size 2506	Nozzle size 25065	Nozzle size 2507	Nozzle size 2508	Nozzle size 5006	Nozzle size 5007	Nozzle size 5008	With lance	Without lance	Without lance	With lance	With lance	With lance
STIHL RE 101 K																	
STIHL RE 105 K												•					
STIHL RE 104 KM, 106 KM												•					
STIHL RE 115 K												•					
STIHL RE 125 K												•					
STIHL RE 140 K, 140 K PLUS												•					
STIHL RE 160 K, 160 K PLUS												•					
STIHL RE 271 PLUS	•								•							•	
STIHL RE 281 PLUS			•						•								
STIHL RE 280 K, 280 K PLUS			•	•	•	•			•	•	•				• ^④		
STIHL RE 360 K, 360 K PLUS					•	•	•		•	•	•					•	
STIHL RE 361, 361 PLUS						•	•		•	•	•						•
STIHL RE 460 K					•	•	•		•	•	•					• ^⑤	
STIHL RE 461 PLUS					•	•	•		•	•	•					• ^⑤	
STIHL RE 471 PLUS								•		•	•						• ^⑥
STIHL RE 500W, 530W	•	•	•	•	•	•			•	•	•		•				
STIHL RE 521, 581, 581 PLUS	•								•	•	•				•		
STIHL RE 560 W	•	•	•	•	•	•			•	•	•		•				
STIHL RE 520W, 580W	• ^①	•	•	•	•	•	•		•	•	•				•		
STIHL RE 640W, 840W		•	•	•	•	•	•		• ^②	•	•		• ^③				
STIHL RE 661 PLUS		•							•	•	•				•		
Order number	4900 502 1029	4900 502 1030	4900 502 1031	4900 502 1032	4900 502 1033	4900 502 1034	4900 502 1035	4900 502 1036	4900 502 1060	4900 502 1061	4900 502 1062	4900 500 1634	4900 500 1636	4900 500 1650	4900 500 1660	4925 500 1610	4900 500 1628






① Not for RE 520 W
② Not for RE 640 W

③ RE 640 W (4900 500 1645)
④ RE 280 K, RE 281 PLUS (4925 500 1600)







⑤ RE 460 K, RE 461, RE 461 PLUS (4900 500 1661)
⑥ RE 471 PLUS (4900 500 1680)

⑦ HD hose extension cannot be stored on the hose drum



Accessories for STIHL high pressure cleaner

	 Suction set	 Suction set	 Pipe cleaning set		 Sand and wet blasting kit				 Electric extension cable	
	Length 3 m, 3/4" for retrieval of water from water butts and cisterns, without pressure. When using the suction set, it is recommended that you fit a water filter.	Professional equipment, length 3 m, 3/4".	With nozzle, very flexible even in narrow pipes.		Clears dirt from walls; paint or rust from metal parts. Ideal for use with STIHL SB 90 blasting granulates.				15 mm ² - 15 m long; for 230 Volt alternating current; Neoprene cover H 07 RN-F.	
			Length 10 m	Length 20 m	For occasional use	Nozzle size 05	Nozzle size 06	Nozzle size 07	Nozzle size 08	
STIHL RE 101 K	•		•		•					•
STIHL RE 105 K	•		•		•					•
STIHL RE 104 KM, 106 KM	•		•		•					•
STIHL RE 115 K	•		•		•					•
STIHL RE 125 K	•		•		•					•
STIHL RE 140 K, 140 K PLUS	•		•		•					•
STIHL RE 160 K, 160 K PLUS	•		•		•					•
STIHL RE 271 PLUS		•	•	•		•				•
STIHL RE 281 PLUS		•	•	•		•				•
STIHL RE 280 K, 280 K PLUS		•	•	•		•				•
STIHL RE 360 K, 360 K PLUS		•	•	•		•				•
STIHL RE 361, 361 PLUS		•	•	•				•		•
STIHL RE 460 K		•	•	•		•	•			•
STIHL RE 461 PLUS		•	•	•			•			•
STIHL RE 471 PLUS		•	•	•					•	•
STIHL RE 500 W, 530 W			•	•		•				•
STIHL RE 521, 581, 581 PLUS			•	•		•				• ^①
STIHL RE 560 W, 580 W			•	•		•				•
STIHL RE 520 W			•	•		•				•
STIHL RE 640 W, 840 W			•	•		•				•
STIHL RE 661 PLUS			•	•		•				•
Order number	4900 500 0500	4925 500 0500	4900 500 1716	4900 500 1721	4900 500 1800	4900 500 1811	4900 500 1810	4900 500 1802	4900 500 1822	0000 881 5415

① For RE 521

Cleaning and maintenance agents ①						
	CC 30 Vehicle cleaner	CB 90 Universal cleaner concentrate	CB 50 Universal cleaner	SC 90 Grease remover	CA 50 Scale inhibitor Concentrated	SB 90 Blasting granulate
	Concentrated for cleaning and care of vehicles. High quality wax protects paintwork and gives a new shine.	For quick and protective cleaning of delicate surfaces (e.g. paint, plastic, PVC floors, stone slabs, tiling, tiled floors, sealed parquet).	Particularly Powerful universal cleaner for commerce and industrial use, mild alkaline.	Excellent dirt and grease removal, suitable for hard water, can also be used near foodstuffs.	Protects hot water high-pressure cleaners from lime scale build-up.	Silicon-free blasting granulate for wet sand blasting.
pH-value*	7.0	7.3	8.2 8.2	10.2	7.0	–
Quantity	1 l	1 l	10 l 25 l	10 l	1 l	25 kg
Order number		<i>0797 010 2033</i>	<i>0797 010 2035</i> <i>0797 010 2036</i>	<i>0797 010 2037</i>	<i>0797 010 2034</i>	<i>0797 010 2038</i>

*1% solution ① Please follow the instructions for local waste water when using cleaning agents and preservatives

Protective clothing		
	Safety glasses	Work gloves
	Made of strong, scratch resistant plastic, side protection, good ventilation against misting, also suitable for spectacle wearers.	Coated with Nitrile to prevent contact with water.
Size	–	M L
Order number	<i>0000 884 0307</i>	<i>0000 884 1151</i> <i>0000 884 1152</i>

Wet/dry vacuum cleaner

Wet or dry, everything in the path of the STIHL wet/dry vacuum cleaner is effortlessly removed, whether used in industrial units or for cleaning buildings. Professional cleanliness is assured by strong suction and a range of practical accessories, such as the standard quick coupler, exchangeable filter and suction hose-adapter.

- 1 Stainless steel handle with quick release coupling**
The standard quick release coupling makes it possible to attach the suction hose to the handle in a flash.
- 2 Integrated accessory holder**
With suction hose holder for fixing the accessory nozzles and suction hose.
- 3 Speed control**
For variable speed of suction power.
- 4 Suction hose holder**
For secure fixing of suction hose.
- 5 Adapter for electrical tool**
The adapter allows dust and dirt during drilling, sawing or grinding to be immediately sucked up.
- 6 Multiple filter system**
The washable filter cartridge is hygienic, economical and ecofriendly.
- 7 Lockable swivel wheels**
For comfortable manoeuvring. With parking brakes for safe locking during use.

- 8 General purpose floor tool**
With the general-purpose floor tool, different types of floor can be cleaned quickly and thoroughly.
- 9 Automatic switching-on mechanism and plug socket**
The direct connection of the electric tools to the vacuum cleaner is particularly easy. The vacuum cleaner is automatically switched on and off by the electric tool.
- 10 Filter cleaning**
After locking the suction inlet and pressing the operating button, fast, automatic cleaning of the filter element takes place.
- 11 Mains cable holder**
For space-saving storage of mains cable.
- 12 Stainless steel suction hose**
Robust, durable suction hose.





1 Stainless steel handle with quick release coupling

2 Integrated accessory holder

3 Speed control

4 Suction hose holder

5 Adapter for electrical tool

6 Multiple filter system

7 Lockable swivel wheels

More information:

STIHL wet/dry vacuum cleaners have every practical accessory details. Accessories may differ from those shown, depending on the model.

Technical data and characteristics can be obtained from the tables on page 147. Other product information and the address of your local STIHL dealer can be obtained at www.stihl.com. Your qualified STIHL dealer will assist you.

Other Technical-Highlights:

Wide range of accessories

An extensive accessory program is offered for the wet/dry vacuum cleaners.

Gentle starting

For restricting the initial current.

Wet/dry vacuum cleaners

SE 61



Power output (P _{max})	Max. vacuum
1,300 Watt	180 mbar

Suction capacity (air)
3,600 l/min

Order No.
4758 012 4400



SE 61 E



Power output (P _{max})	Max. vacuum
1,300 Watt	180 mbar

Suction capacity (air)
3,600 l/min

Order No.
4758 012 4408



SE 122



Available from
spring 2008!

Power output (P _{max})	Max. vacuum
1,500 Watt	250 mbar

Suction capacity (air)
3,700 l/min

Order No.
4774 012 4400



SE 122 E



Available from
spring 2008!

Power output (P _{max})	Max. vacuum
1,500 Watt	250 mbar

Suction capacity (air)
3,700 l/min

Order No.
4774 012 4405



Practical down to the last detail

Improved operation with aluminium tube and filter cleaning with SE 61. Particularly 'neat and tidy' thanks to the integrated accessory holder and the practical way the suction hose can be hung up.



Vacuum cleaning whilst working

The STIHL E model vacuum cleaner is automatically switched on and off by the electric tools and is equipped with an extensive range of features to deal with many cleaning tasks. Dust, shavings, sweepings and liquids can be quickly removed.





	Wet/dry vacuum cleaners*					
	SE 61	SE 61 E	SE 121	SE 121 E	NEW SE 122	NEW SE 122 E
Max. under pressure (mbar)	180	180	230	230	250	250
Volume air intake (l/min)	3,600	3,600	3,600	3,600	3,700	3,700
Container capacity (l)	20	20	27	27	30	30
Mains voltage (V/Hz)	230/1~/50	230/1~/50	230/1~/50	230/1~/50	230/1~/50	230/1~/50
Max. power output P _{max} (W)	1,300	1,300	1,500	1,500	1,500	1,500
Weight (kg)	6.0	6.0	10.0	10.0	10.0	10.0
Suction hose length (m)	2.5	3.5	3.0	3.0	3.0	3.0
Hose diameter (mm)	32	32	36	36	36	36
Wet/dry vacuum cleaner selection	●	●	●	●	●	●
Multiple filter system	●	●	●	●	●	●
Filter cleaning	●	●	●	●	●	●
Swivel wheels with parking brake	–	–	●	●	●	●
Stainless steel handle with quick coupling	–	–	●	●	●	●
Stainless steel suction hose	–	–	●	●	●	●
Aluminium suction hose	●	●	–	–	–	–
Universal nozzle	●	●	–	–	●	●
Floor/groove tool	●	●	●	●	●	●
Speed control	–	–	–	●	–	●
Gentle starting	–	–	–	●	–	●
Automatic switch-on/socket (E)	–	●	–	●	–	●
Adapter for electric tool	–	●	–	●	–	●
Order number	4758 012 4400	4758 012 4408	4742 012 4400	4742 012 4405	4774 012 4400	4774 012 4405

● Standard

*A filter element and a filter bag are included in the delivery

Accessory: Our range of accessories can be found on page 148.







Accessories for wet and dry vacuum cleaners



	Filter bag								Filter element			Filter element	Special large area floor nozzle	Special wet cleaning floor nozzle	Wet suction nozzle	
	Strong, non-tearable material, 5 piece pack.								Replacement filter.			For longer duration wet operating, stainless steel.	For large areas, adjustable height, with replaceable insert, width 450 mm, connection ø 36 mm. Aluminium.	For wet vacuum cleaning large areas, adjustable height, width 400 mm, connection ø 36 mm.	For wet vacuum cleaning of large areas, width 300 mm, connection ø 36 mm.	
					With dust seal	With dust seal	With dust seal	With dust seal	3,150 cm ² , Length 140 mm	3,000 cm ² , Length 115 mm	3,000 cm ² , Length 139 mm		With brush set	With rubber lip insert for wet vacuum cleaning		
STIHL SE 50	•								•			•	•	•	•	•
STIHL SE 60		•							•			•	•	•	•	•
STIHL SE 60 E		•							•			•	•	•	•	•
STIHL SE 61			•						•			•	•	•	•	•
STIHL SE 61 E			•						•			•	•	•	•	•
STIHL SE 90				•					•			•	•	•	•	•
STIHL SE 100					•				•			•	•	•	•	•
STIHL SE 120						•				•		①	•	•	•	•
STIHL SE 120 E							•			•		①	•	•	•	•
STIHL SE 121								•			•	•	•	•	•	•
STIHL SE 121 E									•		•	•	•	•	•	•
STIHL SE 122										•	•	•	•	•	•	•
STIHL SE 122 E											•	•	•	•	•	•
Order number	4901 500 9005	4901 500 9015	4901 500 9004	4901 500 9002	4901 500 9010	4901 500 9031	4901 500 9003	4901 500 9007	4709 703 5900	4727 703 5900	4742 703 5900	4901 501 0900	4901 500 2710	4901 500 2711	4901 500 2705	4901 500 7200

① With the SE 120/120 E wet operation is possible with the original filter
 ② Modification of the vacuum cleaner necessary (for example 2 x hose sleeves, hose, handle and suction pipe)

Accessories for wet and dry vacuum cleaners

						
	Plastic crevice tool	Long crevice tool	Hose socket	Connecting piece	Handle with sleeve	Adapter for electric tools
	For cleaning badly accessible areas, length 250 mm, connection ø 36 mm. Plastic.	For cleaning boilers and baking ovens, length 920 mm, connection ø 36 mm. Metal.	Can be rotated, on the same side as the holder.	For connecting suction hoses, connection ø 50 mm.	Connection ø 36 mm.	For connecting the suction hose to electric vacuum tools.
			ø 50/27 mm			
			ø 50/32 mm			
			ø 50/36 mm			
			ø 50/50 mm			
			ø 50/27 mm, anti-static			
					with quick coupling	
STIHL SE 50	•	•		•		
STIHL SE 60	•	•		•		
STIHL SE 60 E	•	•		•		
STIHL SE 61	•	•		•		
STIHL SE 61 E	•	•		•		
STIHL SE 90	•	•		•		
STIHL SE 100	•	•		•		
STIHL SE 120	•	•		•	•	• ^②
STIHL SE 120 E	•	•		•		•
STIHL SE 121	•	•		•	•	•
STIHL SE 121 E	•	•		•	•	•
STIHL SE 122	•	•		•	•	•
STIHL SE 122 E	•	•		•	•	•
Order number	4901 502 2200	4901 502 2201	4901 503 1501	4901 503 1505	4901 503 1500	4901 503 1504
			4901 503 1506	4901 503 1200	4901 500 4702	4901 500 7301

① Modification of the vacuum cleaner necessary (for example 2 x hose sleeves, hose, handle and suction pipe)

② Only together with the handle and sleeve (4901 500 4702) or sleeve (4901 500 7300)

③ All suction hose prices are per meter

Mist blower

“One thing I learnt from my father: for a good crop you need time and for difficult terrain, you need the right equipment.”

Anton Josef Fill

With his STIHL mist blower.



All-round cultivation specialist

Ideal for use in the cultivation of fruit, wine and vegetables, we offer you our highly efficient mist blower. Pesticides, granulates and grass seeds can be applied quickly and easily even on large areas. The powerful air stream ensures ample range.

Flexible as though designed for a professional, it can also be converted into a blower for cleaning purposes.

Mist blower

152 – 157

Mist blower – Technology highlights

154 – 155

Mist blower/Accessories

156 – 157

Mist blower

The powerful and versatile STIHL Mist blower is the expert for use in difficult terrains for the cultivation of fruit, wine or vegetables. The anatomically designed padded back ensures that work can be carried out for long periods of time without pressure points. The standard 13-litre spray tank can be easily checked using the level indicator. Thanks to the powerful air stream you can achieve ample range when spraying pesticides. Dosing on the nozzle and three different baffle screens make the usage especially economical.





1 Tank opening

The large tank opening (ø 135 mm) allows liquids to be quickly filled without spillage.

2 Padded back

The correct physical shape and breathable material guarantee comfort for the wearer. Work can be carried out for long periods of time without pressure points.

3 Multi-function handle

The operating elements for the control of the engine are integrated into the multi-function handle. The machine can therefore be controlled easily and safely.

4 Anti-vibration system

The anti-vibration system reduces the transmission of vibrations on to the user.

5 STIHL ElastoStart

STIHL easy start system with the STIHL ElastoStart special rope pull-handle makes starting quick and easy.

6 Long-life air filter system

The long-life air filter system with compensator gives longer cleaning intervals, particularly when working with high levels of dust (e.g. when using the dusting and spreading attachments or the blower).



3 Multi-function handle

Further information:

The STIHL Mist blower has a versatile range of accessories.

For technical details please see the table on page 156. Further product information and the address of your specialist STIHL dealer will be available on the internet at www.stihl.com. Your qualified STIHL specialist dealer will be happy to advise you.

Mist blower

SR 420



Displacement Weight

56.5 cm³ 11.1 kg*

Order No.

4203 011 2611

Powerful mist blowers for distributing plant food. Long range. Large volume chemical tank. Can also be converted to a blower. Versatile range of accessories.

Mist blower^②

	SR 420
Displacement (cm ³)	56.5
Weight (kg)*	11.1
Tank capacity (l)	13
Max. air through-put (m ³ /h)a ^①	1,260
Horizontal range (m)	12
Anti-vibration system	●
Single lever master control	●
ElastoStart	●
Order number	4203 011 2611

● Standard

① Excluding blower unit

② For the usage of mist blowers, specific rules and regulations of the country are to be observed.



* without fuel



Pressure pump with ULV nozzle



Order No.
4203 007 1029

ULV nozzles produce very fine droplets from the liquid. The pressure pump supplies a constant quantity and ensures the liquid is well mixed.

ULV nozzle set

Important for optimum distribution of the plant food and enables dusting to be carried out with extremely fine droplets.



Order No.
4203 007 1019

Dusting and spreading attachment

The mist blower can be retro-fitted with the dusting and spreading attachment to distribute the granulate.



Order No.
4203 007 1027

Vacuum intake guard grill



Order No.
4203 760 8100

The guard grill over the vacuum intake stops fallen leaves being drawn into the machine, without loss of power (accessory for the STIHL BR 380 and SR 420 series).

Hip belt

For BR 380/SR 420

Order No.
4203 710 9102



Cut-off saws and augers



10

“Here we require tough machines that will get stuck into even the hardest of tasks.”

Alaen Tavan

With the high performance STIHL cut-off saw TS 420 with special diamond cutting wheel.



The construction experts

STIHL construction tools are specially made for use in the construction industry. Specially designed for challenging construction tasks, our robust, powerful equipment makes no compromise on quality, reliability and durability. A great way to keep company costs low and economical. This is why STIHL cut-off saws are No.1 worldwide and can be found on any construction site.

10

Cut-off saw and earth augers

158–171

Cut-off saw – Technology highlights

160–161

Cut-off saw/overview and accessories

162–163

Cut-off saw cutting wheels

166–167

Earth augers – Technology highlights

168–169

Earth augers and accessories


170–171

Cut-off saws

When it comes to cutting through hard ground, robust STIHL cut-off saws are in demand. Specially designed for use for hard work on construction sites, the equipment does not fail to deliver with many practical features and without compromising on reliability. High performance, durability and extensive warranty and service make working with the STIHL cut-off saws especially cost-effective.

- 1 Ergonomic handle design**
The loop handle enables you to cut comfortably from every position.
- 2 Semi-automatic belt tensioning**
Light, consistent re-tensioning increases the service life of the belts and shaft bearings.
- 3 Magnesium guard**
The first STIHL cut-off saw with magnesium guard. Makes for considerable weight reduction. Guard and water input in a new ergonomic design.
- 4 Anti-vibration system**
Buffer elements reduce the transmission of engine vibrations to hands and arms. This helps to conserve strength when cutting freehand.
- 5 Water attachment**
Effective dust reduction with the connection of a standard water spraying attachment.
- 6 Long-life air filter system with cyclone air routing**
Removes the need for any operator filter maintenance.
- 7 Bayonet tank lock**
Enables the tank to be opened and closed without tools, with the best possible dust protection.
- 8 STIHL ElastoStart Plus**
The exclusive STIHL ElastoStart starter handle, together with the purger and decompression valve, substantially reduces starter jerks.
- 9 2-MIX engine**
The high-performance engine with stratified charge system boasts excellent power output and low emissions exhaust.





1 Ergonomic handle design

2 Semi-automatic belt tensioning

3 Magnesium guard

4 Anti-vibration system

Further information:

All STIHL cut-off saws have practical fitting details in common. Features may vary from those illustrated here depending on the model.

For technical features, please see the table on page 163. Further product information and the address of your specialist STIHL dealer will be available on the internet at www.stihl.com. Your qualified STIHL specialist dealer will be happy to advise you.

Cut-off saws

TS 400



Displacement	Weight	Power output
64.1 cm ³	9.4 kg*	3.5 kW/4.4 bhp

Order No.	
ø 300 mm	4223 011 2810
ø 350 mm	4223 011 2820

Easy to manage, powerful 3.2 kW cut-off saw with decompression valve, compensator and long-life filter system. Water attachment and composite resin cut-off cutting wheel come as standard (300/350 mm). Can be carried by hand or with an FW or FW 20 cart.

TS 410/TS 420



	Displacement	Weight	Power output
TS 410	66.7 cm ³	9.4 kg*	3.2 kW/4.4 bhp
TS 420	66.7 cm ³	9.6 kg*	3.2 kW/4.4 bhp

Order No.		
TS 410	ø 300 mm	4238 011 2800
TS 420	ø 350 mm	4238 011 2810

Very light and handy 3.2 kW cut-off saw with 300 mm or 350 mm cutting wheels. Innovative long-life air filter system with cyclone air routing for extremely long filter life and service intervals. Labour saving through low vibration value. Can be carried by hand or with a FW 20 cart.

TS 460



Displacement	Weight	Power output
72.4 cm ³	11.2 kg*	3.5 kW/4.8 bhp

Order No.	
ø 300 mm	4221 200 0013
ø 350 mm	4221 201 0008

Robust 3.5 kW cut-off saw with decompression valve, compressor, three-stage filter system and standard synthetic resin cutting wheel (300/350 mm). Can be carried by hand or with a FW 20 cart.

TS 700



Displacement	Weight	Power output
98.5 cm ³	11.6 kg*	5.0 kW/6.8 bhp

Order No.	
ø 350 mm	4224 011 2800

Powerful 5.0 kW cut-off saw includes a long-life filter system with cyclone air routing, ElastoStart Plus and compensator and the new magnesium guard. Water attachment and composite cutting wheel come as standard (350 mm). Can be hand held or mounted on a FW 20 cart.

* Without fuel

Overview and accessories

TS 800



Powerful 5.0 kW cut-off saw includes a long-life filter system with cyclone pre-purification, ElastoStart Plus and compensator. Standard features include water attachment and composite cut-off cutting wheel (400 mm). Can be hand held or mounted on a FW 20 cart.

Displacement	Weight	Power output
98.5 cm ³	13.0 kg*	5.0 kW/6.8 bhp

Order No.	
∅ 400 mm	4224 011 2810

Long-life air filter system with cyclone pre-separation.

The revolutionary long-life air filter system on the TS 410, 420, 700 and 800 with cyclone pre-separation for improved efficiency:

- Extremely durable filter lasting up to 1 year (as per usage conditions)
- Saves regular cleaning of filter
- Reduced service costs through extended service intervals



	Cut-off saws					
	TS 400	TS 410 ^①	TS 420 ^①	TS 460 ^①	TS 700 ^①	TS 800 ^①
Displacement (cm ³)	64.1	66.7	66.7	72.4	98.5	98.5
Power output (kW/bhp)	3.2/4.4	3.2/4.4	3.2/4.4	3.5/4.8	5.0/6.8	5.0/6.8
Weight (kg)*	9.40/9.75	9.4	9.6	11.50/11.85	11.6	13.0
Cutting wheel (mm)	300/350	300	350	300/350	350	400
Max. depth of cut (mm)	100/125	100	125	100/125	125	145
Overall length (cm)	73.0/75.5	67.5	72.5	71.0/73.5	85.0	89.0
Anti-vibration system	●	●	●	●	●	●
Magnesium guard	-	●	●	-	●	-
Water attachment	●	●	●	●	●	●
Semi-automatic belt tensioning	●	●	●	●	●	●
ElastoStart Plus	●	●	●	●	●	●
Decompression valve/ Compensator	●	●	●	●	●	●
Long-life air filter system	● ^②	●	●	● ^②	●	●
Order number	4223 011 2810 4223 011 2820	4238 011 2800	4238 011 2810	4221 200 0013 4221 201 0008	4224 011 2800	4224 011 2810

● Serial produced

① With synthetic resin cut-off saw cutters

② Excludes cyclone pre-separation

Pressurised water container

For jobs with no permanent water supply.
10 l (with water coupling).

Order No.

4223 670 6000



Water attachment

Batch for	Order No.
TS 400, TS 460	4201 007 1014
TS 510, TS 760	4205 007 1015



Wheel kit

For	Order No.
TS 410, TS 420, TS 700, TS 800	4224 007 1014



Adapter kit for the front support. For excellent cutting control, particularly when shallow cutting depths are required.

Accessories for cut-off saws

If you have to complete a long stretch on the ground with great precision where the cutting depth needs to be maintained, then the STIHL cut-off saw FW 20 cart will take you in the right direction. The Quick Mounting System available for STIHL cut-off saws TS 410, 420, 700 and 800 enables your cut-off saw to be mounted quickly without the need of any tools. The cutting depth adjustment on the upper handle bar allows the depth of the cut to be easily adjusted.



- 1 Ergonomic accelerator lever**
Increased comfort when cutting long stretches.
- 2 Cutting depth adjustment**
For precise setting of the cutting depth from the upper handle bar.
- 3 Water container**
With fast coupling and large lid. Container can be removed for filling.
- 4 Height adjustment**
Offers different users more comfort through individually-adjustable height settings.
- 5 Splash guard**
Flexible rubber mat, spray protection for clean working.
- 6 Shock-proof wheels**
With gasket ball bearing for easy movement and less erosion.
- 7 Quick Mounting System**
For fast and simple assembly and disassembly of the cut-off saw without tools.

Further information:

You will find further product information and the address of your specialist STIHL dealer on the internet at www.stihl.com. Your qualified specialist STIHL dealer will be happy to advise you.

Illustrations show special fitting

FW 20 cart with Quick Mounting System



STIHL cut-off saw cart FW 20 with Quick Mounting System for the respective cut-off saw.

For
TS 400
TS 410 /TS 420
TS 700 /TS 800

Order No.
4224 200 0003
4224 200 0004
4224 200 0005

Cutting direction indicator



For FW 20 cut-off saw cart.

Order number
4205 007 1009

Conversion kit for the FW cart.

	Order number
TS 400	4223 007 1000
TS 460	4221 007 1000
TS 510/760	4205 007 1008

Water container for the FW cart



Conversion kit for the FW cart.
13 l

Order number
4201 007 1048

Quick Mounting System kit



For cut-off saw cart FW 20.

TS 400
TS 410 /TS 420
TS 700 /TS 800

Order No.
4223 790 0702
4238 790 0702
4224 790 0705

Depth of cut limiter for the FW cart



Conversion kit for the FW cart.

Order number
4201 007 1041

Water container



For FW 20 cut-off saw cart with coupling.
13 l

Order No.
4224 007 1011

Splash guard for the FW cart



Conversion kit for the FW cart (replacement).

Order number
4201 007 1033

Cut-off saw cutting wheels

For the best cutting performance with the hardest material, you need equipment with all components working together. While the quality of the cut-off saw cutting wheel is designed for a fast and precise cut, the STIHL cut-off saw cutting wheels are manufactured to the highest quality standards and customised to the STIHL cut-off saw range. They are available as diamond cutting wheels for asphalt, concrete and hard masonry and as composite resin cutting wheels for stone, steel and asphalt.

Abrasive cutting wheels



Stone, concrete, aluminium, non-ferrous metals

	Order No.
ø 300 x 4.0 mm	0835 020 7000
ø 350 x 4.0 mm	0835 020 7001
ø 400 x 4.5 mm	0835 020 7002

Steel

	Order No.
ø 300 x 4.0 mm	0835 010 7000
ø 350 x 4.0 mm	0835 010 7001
ø 400 x 4.5 mm	0835 010 7002

Asphalt, ductile iron pipes

	Order No.
ø 300 x 4.0 mm	0835 030 7000
ø 350 x 4.0 mm	0835 030 7001
ø 400 x 4.5 mm	0835 030 7002

Area of application for abrasive cut-off saw cutting wheels

Stone

Cut-off saw cutting wheels for cutting all types of stone, suitable for aluminium and non-ferrous metals

Steel

Cut-off saw cutting wheels for steel and structural steel

Asphalt/ductile castings

Cut-off saw cutting wheels for cutting asphalt and ductile cast pipes

Diamond cut-off saw cutting wheels



A: Asphalt, fresh concrete, abrasive concrete

	Order No.
A 5 – ø 300 x 2.8 mm	0835 080 7000
A 5 – ø 350 x 3.0 mm	0835 080 7001
A 40 – ø 300 x 2.8 mm	0835 081 1002
A 40 – ø 350 x 3.0 mm	0835 081 1007
A 40 – ø 400 x 3.2 mm	0835 081 1009
A 80 – ø 300 x 2.8 mm	0835 080 1002
A 80 – ø 350 x 3.0 mm	0835 080 1007
A 80 – ø 400 x 3.2 mm	0835 080 1009

B: Concrete – clay bricks, washed concrete, reinforced concrete, general construction materials

	Order No.
B 5 – ø 300 x 2.6 mm	0835 090 7000
B 5 – ø 350 x 3.0 mm	0835 090 7001
B 40 – ø 300 x 2.6 mm	0835 098 5002
B 40 – ø 400 x 3.2 mm	0835 098 5009
B 60 – ø 300 x 2.6 mm	0835 099 5002
B 60 – ø 350 x 3.0 mm	0835 099 5005
B 60 – ø 400 x 3.2 mm	0835 098 6009
B 80 – ø 300 x 2.6 mm	0835 099 5003
B 80 – ø 400 x 3.2 mm	0835 098 4009

S: Hard rocks, clinker stones, schist, ceramic flagstones

	Order No.
S 80 – ø 300 x 2.6 mm	0835 098 7002



Area of application for diamond cut-off saw cutting wheels

Material property	Soft	▶▶▶			Hard				
Asphalt	A5	Very well suited	Limited suitability	Limited suitability	Limited suitability				
	A40	Very well suited	Limited suitability	Limited suitability	Limited suitability				
	A80	Very well suited	Limited suitability	Limited suitability	Limited suitability				
Concrete	B5	Limited suitability	Limited suitability	Very well suited	Very well suited				
	B40	Limited suitability	Limited suitability	Very well suited	Very well suited				
	B60	Limited suitability	Very well suited	Very well suited	Very well suited				
	B80	Limited suitability	Very well suited	Very well suited	Very well suited				
Hardstone	S80	Limited suitability	Limited suitability	Very well suited	Very well suited				
	Asphalt	Fresh concrete	Abrasive concrete	Brick	Concrete	Reinforced concrete	Artificial stone	Clinker	Natural stone

very well suited
 limited suitability

Accessories for diamond cut-off saw cutting wheels

Spacer ring, adapter for 1" application.

Order No.
4201 704 7600

Earth auger

Whether drilling simple holes in the ground or taking soil samples, with the STIHL BT 121 one man earth auger you can easily drill holes up to 20 cm in diameter. As a worldwide exclusive, the STIHL BT 121 is equipped with a QuickStop drilling brake. It is triggered if the drill jams and brings the drilling tool immediately to a stop.



10

- 1 Multi-function handle**
All controls for the engine are built into the right hand grip.
- 2 Vibration dampening handle framework**
The handle framework provides a distinct reduction in vibrations making work considerably less strenuous and tiring.
- 3 Easy starting system**
STIHL ElastoStart and the manual fuel pump provide virtually jerk-free starting of the engine.
- 4 Long-life air filter system**
The compensator, which is integrated into the carburettor, gives the filter system longer cleaning intervals and provides reliable protection for the engine.
- 5 Large area of padding**
The large area of padding allows you to rest the machine against the body whilst working. In this way, the drill can be controlled carefully and accurately.
- 6 QuickStop drill brake**
Innovative STIHL QuickStop drill brake makes a crucial contribution to work safety. In addition, the QuickStop drill brake acts to stop backwards rotation. A jammed drilling bit can simply be unscrewed from the borehole.





1 Multi-function handle

2 Vibration dampening handle frame

3 Easy starting system

4 Long-life air filter system

5 Large area of padding

QuickStop drill brake 6

Further information:

For technical details, please see the table on page 170. Further product information and the address of your STIHL dealer is available on the internet at www.stihl.com. Your qualified STIHL specialist dealer will be glad to advise you.

Earth auger and drilling tools

A large choice of robust accessories makes the STIHL earth auger a multi-purpose tool. In our extensive range you will find everything that you need to use: drilling tools for creating holes in the earth with different diameters, special tools for plantation and also shaft extensions.

BT 121



Displacement	Weight
30.8 cm ³	9.4 kg*

Power output

1.3 kW/1.8 bhp

Order No.

4313 011 2104

One-man earth auger with innovative QuickStop drill brake. Particularly suitable for a variety of tasks, from simply drilling holes in the ground to taking earth samples. Framework padding is standard.

Earth auger



For BT 106, BT 106 C, BT 120 C, BT 121.
695 mm long

	Order No.
ø 40 mm	4404 680 2004
ø 60 mm	4404 680 2006
ø 90 mm	4404 680 2009
ø 120 mm	4404 680 2012
ø 150 mm	4404 680 2015
ø 200 mm	4404 680 2020

For BT 360.
700 mm long

	Order No.
ø 90 mm	4400 000 4209
ø 120 mm	4400 000 4212
ø 150 mm	4400 000 4215
ø 200 mm	4400 000 4220
ø 250 mm	4400 000 4225
ø 280 mm	4400 000 4228
ø 350 mm	4400 000 4235

Planting auger



For BT 106, BT 106 C, BT 120 C, BT 121.
525 mm long

	Order No.
ø 150 mm	4311 680 2515

For BT 360
420 mm long

	Order No.
ø 350 mm	4445 000 4235

	Earth auger
	BT 121^①
Displacement (cm ³)	30.8
Power output (kW/bhp)	1.3/1.8
Weight (kg)*	9.4
Spindle speed (1/min)	190
Electronic ignition system	●
ElastoStart	●
QuickStop drill brake	●
Start lock/rotation stop	●
Order number	4313 011 2104

● Standard

① Drill bit not included

* Without fuel, without drill bit



'Heart Crawler' planting auger



For BT 106, BT 106 C, BT 120 C, BT 121.

660 mm long

Order No.

ø 260 mm

4404 680 1900

For BT 360.

870 mm long

Order No.

ø 400 mm

4440 000 4200

Shaft extension



For BT 106, BT 106 C, BT 120 C, BT 121.

450 mm long

Order No.

4311 680 2350

For BT 360.

500 mm long

Order No.

4470 000 4205

1,000 mm long

4470 000 4210

Replacement padding



For BT 106 C, BT 120 C.

Order No.

4311 748 2500

For BT 121.

Order No.

4313 748 2500

Drill chuck



For BT 106, BT 106 C, BT 120 C, BT 121,
for twist drill up to 13 mm ø.

Order No.

4311 680 4010

Retro fit set BT 106 C

Braking system retrofit set
for BT 106 earth augers.

For BT 106.

Order No.

4311 160 1000



Further information can be
found at www.stihl.com

Hand held wood drill/earth auger

With its powerful petrol engine, the STIHL BT 45 can easily drill planting holes in the ground or holes measuring up to 25 mm diameter in wood. It keeps on working in low temperatures, when battery-powered drills give up.

BT 45



Displacement	Weight
27.2 cm ³	4.8 kg*
Power output	
0.8 kW/1.1 bhp	
Order number	
4314 200 0000	



Drilling machine with powerful petrol engine and various wood drills for holes up to 25 mm in diameter. With quick-release chuck, two-speed gearbox and reverse gear for releasing jammed drill bits. Can be started safely in neutral without the tool rotating.

Wood drill



32 cm long	Order number
ø 13 mm	4314 682 5013
46 cm long	Order number
ø 19 mm	4314 682 5019
ø 22 mm	4314 682 5022
ø 25 mm	4314 682 5025

Drill chuck with key



Order number
4314 680 4001

Planting auger



59 cm long	Order number
ø 3" (76 mm)	4314 680 1903
ø 4" (102 mm)	4314 680 1904
ø 5" (127 mm)	4314 680 1905

Hand augers

	BT 45 [Ⓢ] For drilling wood
Displacement (cm ³)	27.2
Power output (kW/bhp)	0.8/1.1
Weight (kg)*	4.8
Spindle speed (rpm) in first gear	910
Spindle speed (1/min), in second gear	2,710
Equipment/possible attachments	Complete
Anti-vibration system	●
Sets of parts for drilling planting holes	○
Sets of parts for drilling wood	●
Order number	4314 200 0000

- Standard
- Retrofit (special accessory)

- * Without fuel and drill bit
- Ⓢ Supplied without drill bit

Parts sets



For drilling wood (not pictured)	Order number
	4314 007 1000
For boring plant holes	Order number
	4314 007 1001

Harness



Order number
4314 710 9000
Practical accessory for STIHL BT 45. Ideal for carrying the equipment.

Belts



Order number
4314 710 6500
Practical accessory for STIHL BT 45. Ideal for supporting the machine whilst keeping the hands free.



Power in the garden.

Whenever you use VIKING garden equipment you can be sure you will be delighted with the finished results – whether it is mowing the lawn, tending to trees and hedges, cultivating the soil or getting maximum use from garden waste using the versatile garden shredder. The stars of the VIKING product range achieve this by employing innovative technology, high quality and lifelong service – exclusively with your VIKING Premium Partner. You will find his address at www.stihl.com.

VIKING • a part of the STIHL Group

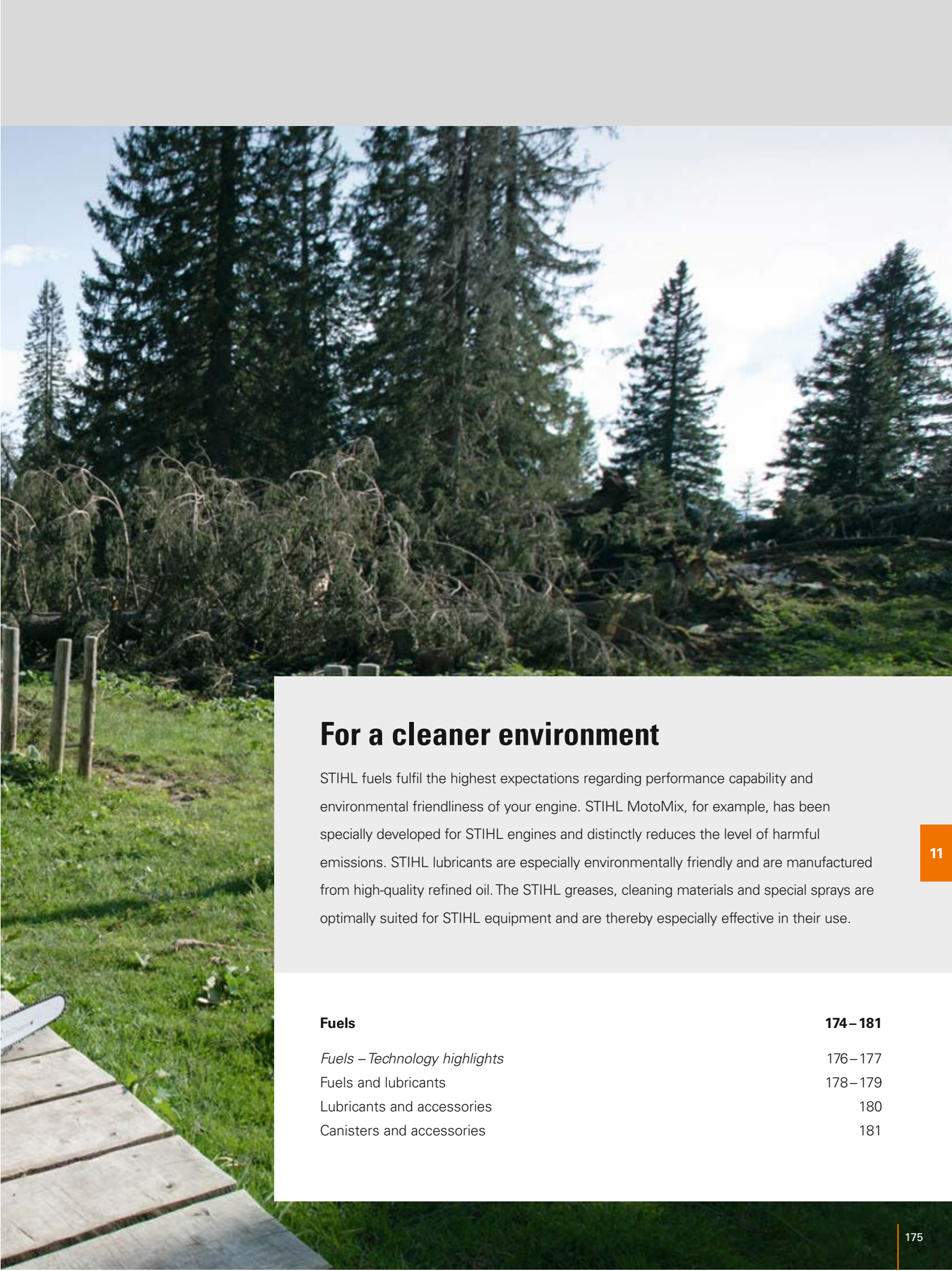

VIKING®

“With the correct fuel we can both power on after a break.”

Marc Kummer

Uses the STIHL special fuel MotoMix for two-stroke and 4-MIX engines.





For a cleaner environment

STIHL fuels fulfil the highest expectations regarding performance capability and environmental friendliness of your engine. STIHL MotoMix, for example, has been specially developed for STIHL engines and distinctly reduces the level of harmful emissions. STIHL lubricants are especially environmentally friendly and are manufactured from high-quality refined oil. The STIHL greases, cleaning materials and special sprays are optimally suited for STIHL equipment and are thereby especially effective in their use.

Fuels	174 – 181
<i>Fuels – Technology highlights</i>	176 – 177
Fuels and lubricants	178 – 179
Lubricants and accessories	180
Canisters and accessories	181

Fuels

You can get the best out of your STIHL engine with optimised fuels and lubricants, for example, with the new engine oil HP Ultra. It burns with extremely low emissions and avoids leaving deposits; at the same time, it has outstanding lubrication efficiency. The improved special fuel STIHL MotoMix with new petrol formula and new premium oil STIHL HP Ultra is also recommended. Being the ultimate fuel for STIHL engines, STIHL MotoMix ensures better acceleration with reduced exhaust emissions, a cleaner engine and maximum lubrication efficiency.





Further information:

Further product information and the address of your specialist STIHL dealer can be found at www.stihl.com. Your qualified STIHL specialist dealer will be happy to be of assistance.

- Clean combustion**
The use of ash-free additive packets within the lubricant eliminates ash from the burning of calcium sulphate or potassium sulphate. This is a leading lubricant due to its purity.
- Higher protection from wear and tear.**
Due to the use of an additive, a thin layer of oil prevents direct contact with the outer surfaces of the metal, reducing wear and tear.
- Extremely low in harmful substances**
Low sulphur and biologically degradable as per CEC-L33-T82: over 80 % in 21 days.

- Outstanding lubrication**
By using low carbonisation materials, friction is reduced even in low temperatures. This maximises performance and durability even during long periods of operation.
- Constant high performance**
Reduced carbonisation of the combustion area and outlet system. With HP Ultra, residue build-up on spark plugs or valve seats is reduced, minimising spark interruptions or loss of efficiency. This maintains the productivity of the engine.

Quality range

STIHL MotoMix is a good example of the quality and environmental friendliness of our fuels and lubricants. All our products contain virtually no potentially harmful substances such as benzene and aromatics. In this way, the machines' polluting emissions are considerably reduced. People and also the environment are consequently taken care of. STIHL MotoMix burns very cleanly.

Fuels and lubricants



MotoMix AM

NEW

Order No.

3 l ^①	0781 999 6002
5 l ^①	0781 999 6003
20 l ^①	0781 999 6004
3 l ^②	0781 999 6391
5 l ^②	0781 999 6396
20 l ^{②③}	0781 999 6397

Pre-mixed fuel for all STIHL engines with new petrol formula and with new premium oil STIHL HP Ultra. Ensures durability of the engine with excellent lubricant properties and less hazardous exhaust gases. The new petrol formula prevents retardation and provides better acceleration.



① Canister not suitable for pouring system
 ② Canister suitable for the pouring system

③ Further canisters upon enquiry
 ④ Measuring bottle

Two-stroke engine oil

	Order No.
100 ml (for 5 l)	0781 319 8401
1 l (for 50 l)	0781 319 8410
1 l (for 50 l) ^④	0781 319 8411
5 l (for 250 l)	0781 319 8433
10 l (for 500 l)	0781 319 8434



Due to its excellent lubrication, it is one of the most widely used engine oils in Europe for mixture-lubricated engines in hand-held and backpack power tools. This mineral oil based engine oil is mixed 1:50 with regular grade petrol, performance grade API TC.

BioPlus saw chain oil



	Order No.
1 l	0781 516 3001
3 l	0781 516 3002
5 l	0781 516 3004
20 l ^③	0781 516 3007

Particularly friendly to the environment with outstanding lubrication and adhesive properties. STIHL BioPlus is completely biodegradable in the soil within a short space of time and has therefore been awarded the 'Blue Angel' ecology mark.

HP Super two-stroke engine oil

	Order No.
100 ml (for 5 l)	0781 319 8052
1 l (for 50 l)	0781 319 8053
1 l (for 50 l) ^④	0781 319 8054
5 l (for 250 l)	0781 319 8055
10 l (for 500 l) ^③	0781 319 8056



Oil for engines, which are fuelled by a petrol-oil mixture, such as STIHL two-stroke and 4-MIX engines.

Saw chain oil



	Order No.
1 l	0781 516 2000
3 l	0781 516 2012
5 l	0781 516 2002
20 l ^③	0781 516 2004

Outstanding protection against wear. Semi-synthetic high performance lubricant made from high-quality virgin oils (first refinement), which are completely harmless to health and prevent resinification during prolonged non-use.

HP Ultra two-stroke engine oil

	Order No.
100 ml (for 5 l)	0781 319 8060
1 l (for 50 l) ^④	0781 319 8061



Fully synthetic oil with outstanding lubrication properties. Extremely low levels of residue from combustion due to ash-free additives. Suitable for long-term use even when high demands are made of the engine. Performance class: JASO-FB. Mixing ratio 1:50.

All oils are suitable for air-cooled engines that use lubricant mixed fuels, and are tested on STIHL engines with and without a catalytic converter to ensure long-term usage. Petrol-oil mixtures prepared from various STIHL oils can be easily mixed with each other.

Lubricants and accessories



Multi-purpose grease



Tube, 80 g
Tube, 225 g

Order No.

0781 120 1109

0781 120 1110

For greasing all STIHL hedge trimmers and electric saw gears.

Grease gun^①



For lubricating the sprocket nose.

Order No.

1108 890 2500

Refill

Order No.

Tube, 225 g

0781 120 1111

Heavy duty gear grease



Tube, 80 g
Tube, 225 g

Order No.

0781 120 1117

0781 120 1118

For the gear unit of all STIHL brushcutters and clearing saws.

① For manufacturers of other rails

Canisters and accessories

Petrol can



	Order No.
3 l, transparent	0000 881 0204
5 l, transparent	0000 881 0202
5 l, orange	0000 881 0200
10 l, transparent	0000 881 0212
20 l, transparent	0000 881 0209
Spout	0000 881 0217



With UN authorisation.

Combination canister, orange



	Order No.
Standard	0000 881 0111
Professional	0000 881 0113
Pourer, black, with a cap	0000 881 0128



UN-approved, orange/transparent, double container for 5 litres of fuel and 3 litres of chain oil.

Professional: includes 2 cases to take the tool and the filling system (tool and filling system not included).

Combination canister, transparent



	Order No.
Standard	0000 881 0120
Professional	0000 881 0123
Black spout with cap	0000 881 0128



UN-approved, transparent, double container for 5 litres of fuel and 3 litres of chain oil.

Professional: includes 2 holders for tools and filling system (tools and filling system not included).

Case

	Order No.
Case for the filling system	0000 881 0126
For standard combination canister.	

	Order No.
Case for tools	0000 881 0127
For standard combination canister.	

STIHL fuel filling system



	Order No.
	0000 890 5005

For STIHL combination canister and also STIHL petrol canister, up to max 5 litres. Makes refuelling the equipment easy.

Spacer ring	0000 894 6301
-------------	----------------------

For MS 200.

STIHL filling system for chain oil



	Order No.
	0000 890 5004

For STIHL combination canister to prevent spillages and overfilling when refuelling.

Measuring beaker



	Order No.
Up to 5 l	0000 881 0186
Up to 25 l	0000 881 0182
For preparing the fuel mixture.	

Metal canister



	Order No.
20 l	0000 881 0205
With UN authorisation.	
Flexible pourer. Short version.	0000 881 0211

Hand tools and forestry accessories

“Someone who works hard every day knows not to compromise on equipment.”

Ralf Stöcker

With his robust STIHL hand tools.





Hard work deserves the best tools

Are you using STIHL equipment? Our hand tool range offers you quality tested and approved hand tools for tree maintenance, forestry work, felling trees or for measuring and marking. Practical belts, bags and clips for the hand tools complete the range of forestry accessories.

12

Hand tools and forestry accessories	182 – 193
Hand tools for tree maintenance	184 – 185
Hand tools for forestry work and felling trees	186 – 190
Hand tools for measuring	191
Hand tools for marking	192
Forestry accessories	193

Hand tools for tree maintenance

Pruning shears



Order No.
 Light 600 mm 1,000 g ø 30 mm **0000 881 3669**
 Medium 750 mm 1,150 g ø 30 mm **0000 881 3670**



Introductory model, tubular aluminium, forged cutting head and precision ground.

Anvil DYNAMIC pruning shears



Order No.
 800 mm 1,460 g ø 48 mm **0000 881 3665**



For professional applications, tubular aluminium, lightweight, replaceable non-stick blades, power transfer grip with hand protection.

Bypass DYNAMIC pruning shears



Order No.
 800 mm 1,125 g ø 42 mm **0000 881 3664**



Tubular aluminium, easily replaceable non-stick blades, impact absorbers, grip with hand protection.

Hedge shears

NEW



Order No.
 540 mm 1,050 g **0000 881 3671**



For a variety of hedges and shrubs. Special coated blades with serrated edge and grooves, protected against corrosion. Easy-adjust blades. Beech wood handle with impact cushioning.

Extreme forestry pruning shears

Order No.
 800 mm 1,790 g ø 50 mm **0000 881 3609**



Tubular aluminium, easily replaceable non-stick blades. Absorbs impact. Grip with hand protection.

Secateurs



Order No.
 Introductory model. For green wood. **0000 881 3604**



Order No.
 Universal Forged, with plastic handles, for green wood. **0000 881 3637**



Order No.
 Professional Forged, integrally moulded plastic handles, replaceable blades, for green wood. **0000 881 3638**



Order No.
 Anvil Xylan coated blade, insulated handles, replaceable blades, for dead wood. **0000 881 3639**

Anvil pruning shears



Order No.
 800 mm 1,245 g ø 40 mm **0000 881 3653**



Tubular aluminium, adjustable anvil for branches up to 5 cm.

Holster



For STIHL secateurs, leather, black.

Order No.
0000 881 3644

Grindstone and whetstone

NEW



For the sharpening of tools. 2 sides with rough and fine grain. Useable with water and oil. For branch cutters, garden shears, hedge shears and fine cutting tools.

Order No.
0000 881 6001

Caterpillar shears



For branches up to approx. 3 cm ø, with draw rope and saw blade, without telescopic shaft.

Order No.
0000 881 3603

Accessory: Telescopic shaft

For caterpillar shears. Approximately 3 m

Order No.
0000 881 6100

HANDYCUT folding saw



Hand saw with folding Japanese saw blade, 17 cm, plastic handle.

Order No.
0000 881 4110

SUPER TURBOCUT pruning saw




32 cm **Order No.** **0000 881 4111**
33 cm **Order No.** **0000 881 4142**

Hand saw for orchards and tending young stands, Japanese style.

Bow saw

NEW



350 mm 680 g

Order No.
0000 881 4144

For maintenance of fruit trees. Delicate, smooth cut by narrow fixed and angled teeth. Beech wood handle. Powder-coated lever with quick tensioning, 360° rotating and interchangeable high-performance saw blade with 45° angle position lock-in.

SUPER TURBOCUT telescopic saw



Order No.
0000 881 4141

Professional saw for quality pruning and working in orchards, Japanese saw blade, without shaft handle. Should be used with telescopic pole. Including plastic guard.

Telescopic shaft



Order No.
0000 881 4113

For Super TurboCut telescopic saw, can be adjusted from 184 cm to 456 cm, with non-slip plastic handle.

Hand tools for forestry work and felling trees



Hand hookaroon



Order No.
0000 881 2800

German style, reinforced, 500 g.

Lightweight hookaroon



Order No.
0000 881 2801

Tyrolean style, 1,100 g, with handle, 107 cm long.

Beaver hookaroon



Order No.
0000 881 2802

With serrated back, particularly suitable for winter work, 1,300 g, with ash handle, 107 cm long

Felling lever



Order No.
0000 881 2701

Approx. 1,800 g, with cant hook, special steel alloy, 800 mm long.



Order No.
0000 881 2700

Approx. 3,400 g, with cant hook, 1,300 mm long.



Cant hook for stockyard



Order No.
0000 881 2604

Approx. 3,600 g, conical sleeve, serrated mount, with hand-forged hook and ash handle.

Drag hook



Order No.
0000 881 2906

Made of high quality and hardened steel, with ground tip, and plastic grip.

Pulp hook



With D grip.

Order No.
0000 881 2900

Hand pulp tongs



Order No.
0000 881 3002

Hardened tips, 200 mm opening.



Order No.
0000 881 3001

Hardened tips can be used as a cant hook, plastic handle and hand guard, 200 mm opening.

Hand tools for forestry work and felling trees

Forest hatchet



600 g **Order No.**
0000 881 1911
With ash handle, 36 cm.

800 g **Order No.**
0000 881 1912
With ash handle, 38 cm.

ILTIS-Europa chainsaw axe



1,100 g **Order No.**
0000 881 1903
1,200 g **Order No.**
0000 881 1904
With hickory handle, 70 cm.

Universal forest axe



1,250 g **Order No.**
0000 881 1901
With hickory handle, 70 cm.

1,550 g* **Order No.**
0000 881 1957
With hickory handle, 70 cm and shock-resistant casing.

1,400 g **Order No.**
0000 881 1902
With hickory handle, 80 cm.

Cleaving hatchet



1,250 g **Order No.**
0000 881 1914
With ash handle, 50 cm.

NEW
1,550 g* **Order No.**
0000 881 1949
With hickory handle, 50 cm and shock-resistant casing.

1,250 g **Order No.**
0000 881 1917
With ash handle, 70 cm.

Bavarian axe



1,250 g **Order No.**
0000 881 1935
Wide style, with ash handle, 70 cm.

Cleaving axe



2,000 g **Order No.**
0000 881 2008
With ash handle, 75 cm.

2,500 g **Order No.**
0000 881 2006
With ash handle, 80 cm.

NEW
2,800 g* **Order No.**
0000 881 2014
With hickory handle, 80 cm and shock-resistant casing.

2,750 g **Order No.**
0000 881 2000
With ash handle, 85 cm.

Rhineland axe




1,000 g **Order No.**
0000 881 1970
With ash handle, 70 cm.



*Includes a 300 g shock-resistant casing.






Cleaving hammer




 3,000 g **Order No.**
0000 881 2009
With ash handle, 85 cm.

  3,000 g **Order No.**
0000 881 2005
With hickory handle, 85 cm.


  **Order No.**
3,300 g* 0000 881 2011
With hickory handle, 90 cm, with shock-resistant casing and safety guard.

 **Order No.**
3,500 g 0000 881 2007
With hickory handle, 85 cm.

 **Order No.**
3,800 g* 0000 881 2013
NEW With hickory handle, 85 cm and shock-resistant casing.

Bush hook




 800 g/37.5 cm **Order No.**
0000 881 3500
With rear cutter and blade guard, without handle.

Order No.
0000 881 3135
With hickory handle. 90 cm, overall length approx. 120 cm.


Single handed bush hook – light



 **Order No.**
1,200 g/74 cm 0000 881 3501
With rear cutter and blade guard, hickory knob handle (45 cm) included.

Single handed bush hook



 **Order No.**
650 g/59 cm 0000 881 3300
Steel alloy, with ash handle.

Swiss bush hook



Order No.
650 g/43 cm 0000 881 3400
With leather guard handle.

Hand tools for forestry work and felling trees

Daun barking iron



No handle
3 edged, ground, approx. 700 g.
Handle

Order No.
0000 881 2303
0000 881 2109

Black Forest barking iron



No handle
Forged, 13 cm wide,
approx. 700 g.
Handle
Rubber grip

Order No.
0000 881 2301
0000 881 2107
0000 881 2500

Marten barking iron



No handle
Forged, 13 cm wide, approx. 600 g.
Handle
Rubber grip

Order No.
0000 881 2307
0000 881 2107
0000 881 2500

Curved aluminium splitting wedge

NEW



800 g
High splitting force due to curved design.

Order No.
0000 881 2219

Aluminium felling wedge



190 g
With barbed flanks.

Order No.
0000 881 2201

Aluminium felling and cleaving wedges



820 g
Forged, smooth with middle groove.

Order No.
0000 881 2209



600 g
820 g

Order No.
0000 881 2217
0000 881 2210



NEW

1,050 g
Forged, specially shaped wedge surfaces ensure good guidance and reliable fit.

Order No.
0000 881 2220

Aluminium chainsaw wedge



980 g
Forged, complete with wooden handle and rings.

Order No.
0000 890 9200

Plastic felling and cleaving wedges



19 cm
23 cm
25 cm

Order No.
0000 881 2212
0000 881 2213
0000 881 2214

Impact-resistant polyamide with textured surface for reliable guidance on both sides, 19 cm long for medium wood, 23 cm for medium and thick wood, 25 cm with enlarged wedge angle.

Hand tools for measuring



Forest tape measure



15 m length
In plastic case.

Order No.
0000 881 0802

Callipers



Not calibrated, measuring range 32 cm.

Order No.
0000 881 0910

Forest measuring tape



15 m length **0000 881 0800**
20 m length **0000 881 0804**
25 m length **0000 881 0801**
Robust metal version.

Order No.
0000 881 0800

Light metal callipers



Measuring range 60 cm **0000 881 0917**
Measuring range 80 cm **0000 881 0918**
Measuring range 100 cm **0000 881 0919**

Order No.
0000 881 0917

Durable design, calibrated.

Tape measure holder



Order No.
0000 881 0700
For all forest tape measures.

Order No.
0000 881 0700

Tape measure repair kit



Order No.
0000 881 0880
Including 500 rivets.

Hand tools for marking

Scriber hook



For scribing on trees.

Order No.
0000 881 1400

Forest marking chalk



For dry and wet wood, box of 12.

Order No.
Blue **0000 881 1500**
Red **0000 881 1501**
Green **0000 881 1502**
Yellow **0000 881 1503**
Black **0000 881 1504**

Pressure chalk holder



Order No.
With case **0000 881 1601**
Case, loose **0000 881 1610**
For attaching to belts or buttons.

Marking tape



Order No.
Blue **0000 881 1700**
Red **0000 881 1701**
Green **0000 881 1702**
Yellow **0000 881 1703**
Orange **0000 881 1704**
White **0000 881 1705**

Tear-proof paper, environmentally friendly, 20 mm wide, 65 m roll.



Leather work belts



Brown

Order No.

0000 881 0600

Black

0000 881 0602

Full leather, 125 cm long,
4 cm wide, 2 clips.

Tool holder



Order No.

0000 881 0623

For hand pulp tongs or drag hook,
with insulated back.

Tool holder



Order No.

0000 881 0500

For files, combination wrenches and
other tools.

Multi-purpose sheath



Order No.

0000 881 0622

For drag/pulp hooks and callipers,
with insulated back.



Order No.

0000 881 0511

For wedges and tape measure, with
insulated back.

Tool holder



Order No.

0000 881 0624

With tape measure holder.

Tool bag



Order No.

0000 881 0501

With tape measure holder and
insulated back.

Calliper holder



Order No.

0000 881 0625

Personal protective equipment

“It is a good feeling to be able to concentrate on one’s work.”

Edgar Müller

About the comfortable STIHL forest work clothes ADVANCE.

All-round comfortable protection

When working with power tools, the best possible protection is very important. You must be able to rely on protective equipment. The protective equipment from STIHL offer first class protection and at the same time is very comfortable to wear. Assemble your personal outfit with our extensive product range of functional protective clothing and practical accessories and assure yourself that being safe with STIHL is also comfortable.

Personal safety equipment	194–225
<i>Personal safety equipment – Technology highlights</i>	196–197
Protection and comfort	198
Overview of protective clothing	199
Protective suits for forestry work with cut resistant trousers	200–206
Table of sizes	207
Overview of forestry work suits with cut-resistant trousers	208–209
Cut-resistant jackets, cut-resistant trousers/leg protection, wet weather clothing	210–211
High-visibility suits	212
Functional clothing	213
Chainsaw boots with cut resistance	214–215
Overview of chainsaw boots with cut resistance	216
Safety shoes/work boots <u>not</u> cut resistant	217
Face and ear protection	218–219
Head protection/overview	220–221
Ear protection/safety glasses	222–223
Gloves, braces and belts	224–225

Personal protective equipment

STIHL personal protective equipment proves that protective clothing can be safe as well as comfortable. Thanks to high protective and comfortable materials you can fully concentrate on your work. The high class, easy to maintain materials in STIHL protective clothing is breathable and skin friendly. So you feel good in any kind of weather.

1 Innovative fabric

Breathable outer material from SCHOELLER® made of highly elasticated stretch fabric (approx 30 % stretch is possible).

2 Water/dirt resistant

Best score for the spray test – 100 points in accordance with EN 24920. Impregnated with both dirt and waterproof in accordance with EN 20811. Environmentally friendly – Eco Tex standard 100.

3 Attractive and functional appearance

Integrated stretchable bond, outside and inside pockets and a mobile phone pocket.

4 Particularly lightweight

Light and comfortable to wear.

5 New generation of cut protection

Exclusively from STIHL: new cut-resistant material with special Dyneema® fibres making the trousers 20 % lighter than with conventional cut-resistant material.

6 Less heat build up

The cut-resistant material has air permeability which has been improved by approx. 75 % and thermal insulation has been reduced by approx. 21 % compared to previous materials.

7 Perfect fit

Optimum design and highly elasticated stretch material fits the body well and allows freedom of movement.

8 Durable and tough

Endura® special material: reinforced elbow sections – strengthened and waterproof.



Well protected from head to toe:

Ear, face and head protection

STIHL offers most types of combined face and ear protection, either on a head band or as hard hat sets. Eye and ear protectors are also available separately.

Forestry work jackets

Provide better visibility and offer protection from cold weather and dirt. Ideal for professional operations in the forest.

Work gloves

Whether leather winter gloves, chainsaw gloves or universal working gloves – wear the correct STIHL work gloves for the type of job and the kind of equipment you are using. Increased protection will help to optimise safety.

Leg protection for chainsaw work

Depending on the job, you do not always need to wear a full protective suit. Leg protection is, however, the minimum requirement for main body protection. STIHL therefore offers cut protection products in the form of wraparound seatless trousers which can be worn, without difficulty, on top of normal work clothes. In addition, a range of Design A and C trousers and bibs and braces are available.

Work boots and shoes

STIHL leather chainsaw boots are cut-resistant across the whole of the toe and vamp area up to the tongue. In addition, our range also covers high-visibility rubber boots for forestry work, and traditional safety shoes and boots.



1 Innovative fabric

8 Durable and tough

7 Perfect fit

2 Water/dirt resistant

3 Attractive and functional appearance

4 Particularly lightweight

5 New generation of cut protection

6 Less heat build up

Technical features

STIHL personal protective equipment has a wide range of practical features. Depending on the model, some of the features may differ from those illustrated.

Please see the tables on pages 199 and 208 – 209 for details of technical data and features. You can find more product information and the address of your STIHL stockist at www.stihl.com. Your qualified STIHL stockist will be happy to help.

Protection and comfort

Protection and comfort don't necessarily contradict each other. STIHL personal protective clothing convinces you with each practical detail. The intelligent cut protection significantly reduces the risk of injuries, and a special fabric that is both insulated and comfortable makes wearing STIHL personal protective clothing extremely comfortable.

Cut resistance

Protection against cuts

STIHL protective chainsaw trousers provide protection against cuts to the legs based on an intelligent principle: when the chain cuts through the first of several layers of fabric, bundles of long high-strength special fibres are pulled out and block the sprocket, bringing the chain to a standstill and considerably reducing the risk of injury.



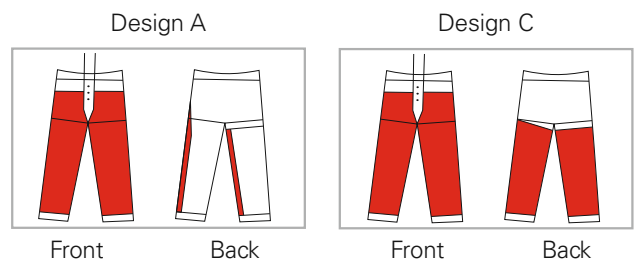
Important:

Personal protective equipment cannot offer 100 % protection from injury. Nor is it a substitute for safe working practice. It is therefore essential to comply with the (safety) information in the user guides for both protective equipment and power tools.



Cut-resistant area for resistant trousers at a glance

In order to help you to quickly understand which trousers have which cut-resistant area, you will find a diagram of the trousers with the cut-resistant areas highlighted in red.



Cut-resistance classes	All cut-resistant trousers and shin pads	All leather, cut-resistant boots	Cut-resistant rubber boots (depending on model)	Cut-resistant jacket (depending on model)	All cut-resistant gloves
Class/protection level 0 ($\hat{=}$ 16m/s*)				•	•
Class/protection level 1 ($\hat{=}$ 20m/s*)	•	•	•	•	•
Class/protection level 3 ($\hat{=}$ 28m/s*)			•		

* The chain speed under test conditions cannot be carried over 1:1 in practice

Overview of protective clothing



Protective clothing	ECONOMY	STANDARD	SPECIAL	MICRO FIBER	COMFORT	CONCEPT	ADVANCE
Overall weight	○	○	++	+++	++	++	+++
Breathable feature	○	○	++	+++	++	++	+++
Waterproof	○	++	++	+++	++	++	+++
Durable outer material	++	+++	+++	+	++	+++	++
Cold protection	++	+++	+	○	+	++	+
Page	200	201	202	203	204	205	206

○ Normal + Good ++ Very good +++ Outstanding

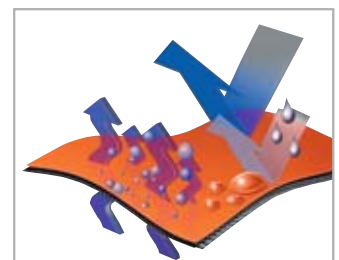
Vents and mesh lining

Several concealed vents and mesh lining ensure optimum ventilation even with the jacket fastened. Moisture is released away from the body and heat does not build up.



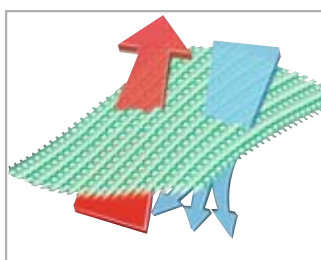
Special fabric with good insulation properties

The outer fabric is resistant to dirt, water and wind, and on the inside, the lining material is comfortable to wear.



Breathable fabrics

Breathable fabrics in STIHL forestry work suits carry surplus heat outwards. At the same time, fresh air is introduced to maintain a comfortable temperature equilibrium.



Covered concealed cuffs attached to mesh lining of the sleeves

Prevent wood chips entering the sleeves and help ensure sufficient ventilation (different types of sleeves are available).



Forestry suits with cut-resistant trousers



Forestry work suit ECONOMY

If you only work occasionally with a chainsaw, then you will find good protection with the cost-effective and very well insulated entry-level model ECONOMY, made of blended fibre (65 % polyester, 35 % cotton). The suit protects very well against cold. The trousers are provided with cut protection and are now also available as bib and brace overalls. The jacket has a large high-visibility area in orange. All pockets are protected with velcro fasteners.

Jacket



Colour green/orange

Size	Order No.
S – XXL	0000 885 76..

2 breast pockets, 2 insert pockets and concealed buttons down front.

Trousers

NEW



Colour green

Size	Order No.
44 – 64	0000 885 02..



EN 381, Design A, 1 seat pocket, 1 folding metre stick pocket, 2 insert pockets, zipper with button down front.

Bib and brace overalls



Colour green

Size	Order No.
44 – 64	0000 885 68..



EN 381, Design A, overalls – pocket with velcro fasteners, 1 folding metre stick pocket, zipper with button down front, partially elastic braces.

① Can also be supplied in intermediate sizes



Forestry work suit STANDARD

The STANDARD forestry work suit provides extremely strong protective clothing with high UV protection and very good insulation properties, which makes it comfortable to wear even in cold weather. The original Beaver Nylon® blended fabric made of 50 % cotton and 50 % polyamide is waterproof and repels any dirt and water. The fully elastic braces and elastic crotch area makes it easy to move freely. The jacket has ventilation openings, which are helpful in strenuous work.

Jacket



Colour green/orange

Size	Order No.
S	0000 884 0620
M	0000 884 0622
L	0000 884 0624
XL	0000 884 0626
XXL	0000 884 0627

2 breast pockets, 1 sleeve pocket, covered front zip fastener.

Trousers



Colour green/orange

Size	Order No.
44-60	0000 884 65..



EN 381, Design A, 1 hip pocket, 2 sleeve pockets.

Bib and brace overalls



Colour green/orange

Size	Order No.
40-64 ^①	0000 884 64..



EN 381, Design A, raised kidney protection, bib pocket with zip fastener, 1 hip pocket, fully elastic braces, waist adjustment.

Forestry suits with cut-resistant trousers



STIHL SPECIAL – all year round protective clothing for forestry work

Extremely durable, tried and tested by forestry workers over the years with elastic waistband. Outer fabric is original Beaver Nylon® mixture fabric (50 % nylon and 50 % cotton, fabric weight: 240 g/m²). Rear thigh section of particularly breathable fabric. Usable throughout the year – best suited for working on medium to difficult sites.

Jacket



Colour green/orange

Size	Order No.
S-XXL	0000 884 71..

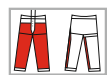
40 % ventilated, high-visibility section, corduroy collar, 2 breast pockets, 1 inside pocket, 1 sleeve pocket. Sleeve adjustment using inside cling strip.

Trousers



Colour green

Size	Order No.
44-60	0000 884 67..



EN 381, Design A, the rear of the trousers is particularly breathable and elastic. Front is extremely tear resistant. 2 side pockets, 1 hip pocket, with additional kidney protection.

Bib and brace overalls



Colour green/orange

Size	Order No.
44-64 ^②	0000 884 62..



EN 381, Design A, the rear of the trousers is particularly breathable and elastic. Front is extremely tear resistant. 1 zippered bib pocket, 1 hip pocket, 2 front side pockets.

① Can also be supplied in intermediate sizes

② Can also be supplied in intermediate sizes



STIHL MICRO-FIBRE – forestry work clothing

Extremely lightweight and breathable material, with elastic waistband for optimum freedom of movement. The outer fabric consists of 100 % polyamide (67 % Micro-fibre and 33 % Cordura®), fabric weight: 130 g/m². Very comfortable to wear, ideal for working at high temperatures on light to medium-difficulty sites.

Jacket



Colour petrol/orange

Size	Order No.
S-XXL	0000 883 70..

40 % ventilated, high-visibility section, corduroy collar, extension at the back, 2 breast pockets and 1 sleeve pocket. Sleeve adjustment using cling strip.

Trousers



Colour petrol

Size	Order No.
44-60	0000 883 61..



EN 381, Design A, particularly light trousers with adjustable ventilation zipper at the rear, Cordura® section. 1 Hip pocket, 2 side pockets.

Bib and brace overalls



Colour petrol

Size	Order No.
40-64 ^{①②}	0000 883 60..



EN 381, Design A, particularly light trousers with adjustable ventilation zipper at the rear, Cordura® section. 1 zipped bib pocket, 1 hip pocket, 2 side pockets.

Forestry suits with cut-resistant trousers



Forestry work suit COMFORT

For all those who work in moderately difficult terrain in moderate temperatures and value high comfort, the universally useable COMFORT forest work suit is recommended. The material is 50 % polyester, 30 % cotton and 20 % polyamide. The bi-elastic rear trousers (design A) made of breathable stretch material permit easy movement. For the areas of use that require cut-resistance, there are also trousers with all-round cut-resistance.

Jacket



Colour green/orange

Size	Order No.
S-XXL	0000 883 77..

Elastic and very breathable, 40 % ventilated high-visibility section, 4 pockets with zip fasteners, 1 sleeve pocket, covered front zip.

Trousers



Colour green

Size	Order No.
44-60	0000 883 65..



EN 381, Design A, with additional kidney protection, hip pocket with zip, 2 side pockets, positioned to avoid saw chips.

Bib and brace overalls



Colour green

Size	Order No.
44-64	0000 883 64..



EN 381, Design A, zip-seat pocket, overall pocket, 1 folding metre stick pocket.

Colour blue

Size	Order No.
44-64	0000 883 69..



EN 381, Design C, for work with high safety requirement: tree cutting, fire brigade, THW, industrial training. All-round elastic top material. (100 % PES).

① Can also be supplied made to order.
Please note the waist adjustment in the CONCEPT clothing



Forestry work suit CONCEPT

Modern design, an airy, extra-wide cut and high wearing comfort define the CONCEPT forestry work suit. Wearable throughout the entire year. Combo trousers and jacket are made of strong original Beaver Nylon® blended fabric and are therefore humidity and dirt repellent. The combo trousers have an elastic waistband with three possible ways to adjust the sides. They allow ventilation in case of sweating (chimney effect) and can be tightened in case of extreme cold.

Jacket



Colour green/orange

Size	Order No.
S-XXL	0000 885 70..

Vents to release surplus heat and perspiration, air-permeable mesh lining, mobile phone pocket, corduroy collar, extra large inside pocket, 2 front pockets, concealed front zipper. Sleeve closure using inside cling strip. The blue version can be worn with the COMFORT bib and brace overalls.

Bib and brace overalls



Overall can be removed; can also be worn as brush cutter trousers.



Colour green/orange

Size	Order No.
44-64 [Ⓢ]	0000 885 63..



EN 381, Design A, adjustable elastic drawstring in the waistband, detachable bib, can also be worn as normal trousers. Cut-resistant trousers with large high-visibility area.

Polo-Shirt CONCEPT

Great match!



Colour green/orange

Size	Order No.
M	0000 883 0200
L	0000 883 0201
XL	0000 883 0202
XXL	0000 883 0203

High class Pique polo, 100 % cotton, 1 breast pocket.

Forestry suits with cut-resistant trousers



Forestry work suit ADVANCE

The ADVANCE forestry work suit, the lightest and most modern protective clothing from STIHL, was specially developed for extreme conditions in professional work with the chainsaw. The high-tech cut resistant inlay with Dyneema® yarn is available only with STIHL 6 layer cut-resistant material and the highly elastic upper material made of Schoeller® (97 % polyamide, 3 % elastane (Lycra)) makes it possible to have a close fitting and extremely comfortable cut.

Jacket



Colour grey/orange

Size	Order No.
S-XXL	0000 885 72..

Colour green/orange

S-XXL	0000 885 69..
-------	---------------

Colour black/orange

S-XXL	0000 885 77..
-------	---------------



Mobile phone pocket, outside pocket with zip, 2 inside pockets. With front zip and additional press-stud. 3-position, elastic adjustable sleeve hem.

Trousers



Colour grey

Size	Order No.
46-60 ^①	0000 885 46..

Colour green

46-60 ^①	0000 885 45..
--------------------	---------------

Colour black

46-60 ^①	0000 885 47..
--------------------	---------------



EN 381, Design A, hip pocket with zip, thigh pocket, double tool pocket, 360° elasticated waistband.

Bib and brace overalls



Colour grey/orange

Size	Order No.
46-60 ^①	0000 885 41..

Colour green/orange

46-60 ^①	0000 885 40..
--------------------	---------------

Colour black/orange

46-60 ^①	0000 885 42..
--------------------	---------------



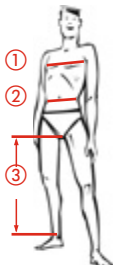
EN 381, Design A, mobile phone pocket, hip pocket with zip, thigh pocket, double tool pocket. Extra-wide braces. 360° elasticated waistband.

^① Can also be supplied made to order

The last numbers of the order number are required for details of the size:

For trousers: 40/42/44/46/48/50/52/54/56/58/60/62/64

For jackets: S=..48/M=..52/L=..56/XL=..60/XXL=..64



How to measure correctly:

- ① **Chest size**
Over the broadest part of the chest – horizontal around the body
- ② **Waist width**
Without the tying loops around the waist
- ③ **Inside leg**
From the crotch to the ankle



Trousers – intermediate size 'Slim'

Size	Waist size		Inside leg* ③
	Trousers ②	Overalls	
90	84 cm	86 cm	81 cm
94	88 cm	90 cm	82 cm
98	92 cm	94 cm	83 cm
102	96 cm	98 cm	84 cm
106	100 cm	102 cm	85 cm
110	104 cm	106 cm	86 cm

Jacket – standard size

International	Size	Chest size ①
S	46–48	96 cm
M	50–52	104 cm
L	54–56	112 cm
XL	58–60	120 cm
XXL	62–64	128 cm




Trousers – intermediate size 'Stocky'

Size	Waist size		Inside leg* ③
	Trousers ②	Overalls	
23	88 cm	92 cm	74 cm
24	92 cm	94 cm	75 cm
25	96 cm	98 cm	76 cm
26	100 cm	102 cm	77 cm
27	104 cm	106 cm	78 cm
28	110 cm	112 cm	79 cm
29	116 cm	118 cm	80 cm
30	120 cm	122 cm	81 cm

Trousers – standard size

Size	Waist size		Inside leg* ③
	Trousers ②	Overalls	
40	–	74 cm	68 cm
42	–	78 cm	70 cm
44	80 cm	82 cm	72 cm
46	84 cm	86 cm	74 cm
48	88 cm	90 cm	76 cm
50	92 cm	94 cm	78 cm
52	96 cm	98 cm	79 cm
54	100 cm	102 cm	80 cm
56	104 cm	106 cm	81 cm
58	108 cm	110 cm	82 cm
60	114 cm	116 cm	83 cm
62	–	122 cm	83 cm
64	–	128 cm	83 cm



Trousers – intermediate size 'Large'

Size	Waist size		Inside leg* ③
	Trousers ②	Overalls	
51	104 cm	106 cm	75 cm
53	109 cm	111 cm	76 cm
55	114 cm	116 cm	77 cm
57	119 cm	121 cm	78 cm
59	124 cm	126 cm	79 cm
61	129 cm	131 cm	80 cm
63	134 cm	136 cm	81 cm
65	139 cm	141 cm	82 cm

* Approx. data

Overview of forestry work suits and cut-resistant clothing

				Material	Fabric/surface weight	Durability of outer material	Total weight	Waterproof	UV protection factor	Cold protection/insulation capacity	Breathable
ECONOMY											
	Jacket	65 % Polyester 35 % Cotton		240 g/m ²	++	○	○	50+	++	○	
	Trousers										
	Bib and brace overalls										
STANDARD											
	Jacket	50 % Cotton 50 % Polyamide		240 g/m ²	+++	○	++	80	+++	○	
	Trousers										
	Bib and brace overalls ^②										
SPECIAL											
	Jacket	50 % Cotton 50 % Polyamide		240 g/m ²	+++	++	++	80	+	++	
	Trousers										
	Bib and brace overalls ^{①②}										
MICRO-FIBRE											
	Jacket	100 % Polyamide		130 g/m ²	+	+++	+++	60	○	+++	
	Trousers										
	Bib and brace overalls ^{①②}										
COMFORT											
	Jacket	50 % Polyester 30 % Cotton		200 g/m ²	++	++	++	80	+	++	
	Trousers	20 % Polyamide									
	Bib and brace overalls										
CONCEPT											
	Jacket	50 % Cotton 50 % Polyamide		240 g/m ²	+++	++	++	80	++	++	
	Bib and brace overalls ^①										
ADVANCE											
	Jacket	97 % Polyamide 3 % Elasthan		205 g/m ²	++	+++	+++	40+	+	+++	
	Trousers ^①										
	Bib and brace overalls ^①										

○ Normal
+ Good

++ Very good
+++ Excellent

① Can also be supplied as made to order.
Please note the waist adjustment in case of the CONCEPT clothing

② Also available in intermediate size

	Special ventilation system	Impregnated against dirt	Elastic outer material	Fully elastic braces	Elastic step area	Elastic trouser waterproof	Safety level/class	Cut-resistant area	Colour	FPA-recognised	Intermediate size	Made to order	Order number
	No	No	No	No	No	No	–	–	Green/Orange	No	No	No	0000 885 76..
							1	Design A	Green	No	No	No	0000 885 02..
							1	Design A	Green	No	No	No	0000 885 68..
	No	Yes	No	Yes	Yes	No	–	–	Green/Orange	Yes	No	No	siehe S. 201
							1	Design A	Green/Orange	Yes	No	No	0000 884 65..
							1	Design A	Green/Orange	Yes	Ja	No	0000 884 64..
	Yes	Yes	Yes, partly	Yes	Yes	Yes	–	–	Green/Orange	Yes	No	No	0000 884 71..
							1	Design A	Green	Yes	No	No	0000 884 67..
							1	Design A	Green/Orange	Yes	Yes	Yes	0000 884 62..
	Yes	Yes	No	Yes	Yes	Yes	–	–	Petrol/Orange	Yes	No	No	0000 883 70..
							1	Design A	Petrol	Yes	No	No	0000 883 61..
							1	Design A	Petrol	Yes	Yes	Yes	0000 883 60..
	Yes	Yes	Yes, partly	Yes	Yes	Yes	–	–	Green/Orange	Yes	No	No	0000 883 77..
							1	Design A	Green	Yes	No	No	0000 883 65..
							1	Design A Design C	Green Blue	Yes No	No No	No No	0000 883 64.. 0000 883 69..
	Yes	Yes	No	Yes	Yes	Yes	–	–	Green/Orange	Yes	No	No	0000 885 70..
							1	Design A	Green/Orange	Yes	No	Yes	0000 885 63..
	No	Yes	Yes	Yes	Yes	Yes	–	–	Grey/Orange Green/Orange Black/Orange	Yes	No	No	0000 885 72.. 0000 885 69.. 0000 885 77..
							1	Design A	Grey Green Black	Yes	No	Yes	0000 885 46.. 0000 885 45.. 0000 885 47..
							1	Design A	Grey/Orange Green/Orange Black/Orange	Yes	No	Yes	0000 885 41.. 0000 885 40.. 0000 885 42..

The last numbers of the order number are required for details of the size:
For trousers: 40/42/44/46/48/50/52/54/56/58/60/62/64
For jackets: S=..48/M=..52/L=..56/XL=..60/XXL=..64



You can find further information on our new products at www.stihl.com

Cut-resistant jackets, cut-resistant trousers

In addition to the cut resistant trousers, the ADVANCE cut resistant jackets give additional cut protection in the shoulder, chest, abdomen, and arms. They are specially designed for use in areas that demand high safety levels like tree cutting, fire brigade, technical maintenance personnel and industrial training.

ADVANCE cut-resistant jackets



Colour green/orange

Size	Order No.
S-XXL	0000 885 49..

EN 381, Class 0 ($\hat{=}$ 16 m/s), 2 breast pockets, weight 1,800 g, with cut protection in the waist area.

Outer material see ADVANCE suit page 199.



Cut-resistant overall trousers



Colour light orange

Size	Order No.
44-64	0000 884 69..



EN 471, 2 top-mounted side pockets, 1 seat pocket with flap and button, 1 pocket for folding rule, double bib with zippered pocket, all-elastic braces, additional kidney protection, adjustable waist, reflective stripes.



Colour grey/orange

Size	Order No.
S-XXL	0000 885 48..

EN 381, Class 1 ($\hat{=}$ 20 m/s), 2 breast pockets, weight 2,100 g, with cut protection in the waist area.

Outer material, see ADVANCE suit on page 199.



Leg protection, weather-resistant clothing

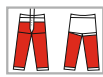
So that you can fully concentrate on your work even in the rain, we offer you the CONCEPT weather-resistant clothing. It is non-cut-resistant and made of PU layered nylon. The jacket and trousers are waterproof, windproof and provided with ventilation openings. Solid cut-resistance for occasional chainsaw use is offered by the seatless trousers.

Seatless trousers for chainsaw use



Colour green

Size	Order No.
S-M (46-52)	0000 884 0858
L-XL (54-60)	0000 884 0859
XXL (62-64)	0000 884 0855

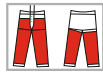


Joined together in the fly area to comply with EN 381-5. Design C. 50 % cotton, 50 % nylon, zip fastener, without belt.



Colour blue

S-M (46-52)	0000 885 0858
L-XL (54-60)	0000 885 0859

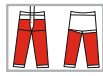


Joined together in the fly area to comply with EN 381-5. Design C. 100 % polyamide, zip fastener, without belt.



Colour orange

S-M (46-52)	0000 884 0868
L-XL (54-60)	0000 884 0869
XXL (62-64)	0000 884 0879



EN 381, adjustable length, design C, 85 % polyester, 15 % cotton.

Shin guards with cut protection



Colour green

Size	Order No.
S-M (46-52)	0000 884 0856
L-XL (54-60)	0000 884 0857



EN 381, Design A, 50 % cotton, 50 % nylon, plastic fasteners.

CONCEPT weather-resistant jacket



Colour green/orange

Size	Order No.
S-XXL	0000 885 50..

Colour blue/yellow

S-XXL	0000 885 52..
-------	----------------------

Only available while stocks last

EN 343, extremely robust, with hood and ventilation, bi-elastic and supple. Most seams welded. Concealed front zipper.



Colour variants

CONCEPT weather-resistant trousers



Colour green/orange

Size	Order No.
S-XXL	0000 885 51..

Colour blue/yellow

S-XXL	0000 885 53..
-------	----------------------

Only available while stocks last

EN 343, with zippers and ventilation.



Colour variants

The last numbers of the order number are required for details of the size:

For trousers: 40/42/44/46/48/50/52/54/56/58/60/62/64

For jackets: S=..48/M=..52/L=..56/XL=..60/XXL=..64

High visibility suits

Be seen in the STIHL high visibility suits. The jacket, vest, overalls and trousers are made of blended fabric. The orange colour and integrated reflective stripes make you clearly visible, from head to toe, throughout the day and even under bad light conditions.



High visibility mesh vest



Colour light orange

Size	Order No.
Universal size	0000 884 0658

100 % polyester, very breathable mesh material (85 g/m²), reflective stripes. Universal size, adjustable.

High visibilty jacket



Colour light orange

Size	Order No.
S-XXL	0000 883 26..

EN 471, 2 breast pockets with flap and button, 1 inside breast pocket, concealed front buttons, sleeve cuffs with button, reflective stripes.

Functional clothing

STIHL functional clothing is available as undergarments and as outer clothing. It provides optimum air circulation to create pleasant conditions for the body even in strenuous work situations. It is particularly breathable and dries quickly!



Protective trousers for brushcutter use



Colour green

Size	Order No.
44-64	0000 884 59..

EN 340, extremely robust working trousers, 65 % polyester, 35 % cotton, fabric weight 210 g/m², normal trousers, vents in upper leg area, 3-ply front part to protect against thorns, etc. No chainsaw protection.

Synthetic fur jacket



Colour green

Size	Order No.
S-XXL	0000 883 11..

Double thread quality, 100 % polyester, 2 side pockets with zip fasteners, back extension, thumb operated grip.

Synthetic fur socks



Colour black

Size	Order No.
38/39	0000 884 1005
40/41	0000 884 1006
42/43	0000 884 1007
44/45	0000 884 1008
46/47	0000 884 1009

Functional clothing



Vest, short sleeves

Colour grey

Size	Order No.
S-XXL	0000 885 82..

Highly elastic, 98 % polyester, 2 % lycra.



Vest, long sleeves

Colour grey

Size	Order No.
S-XXL	0000 885 83..

Highly elastic, 98 % polyester, 2 % lycra.



Underpants, long

Colour grey

Size	Order No.
S-XXL	0000 885 84..

Highly elastic, 98 % polyester, 2 % lycra.

Polo-Shirt CONCEPT



Colour green/orange

Size	Order No.
M	0000 883 0200
L	0000 883 0201
XL	0000 883 0202
XXL	0000 883 0203

High quality Pique polo, 100 % cotton, 1 breast pocket.

The last numbers of the order number are required for details of the size:
For trousers: 40/42/44/46/48/50/52/54/56/58/60/62/64
For jackets: S=..48/M=..52/L=..56/XL=..60/XXL=..64

Chainsaw boots with cut resistance



STIHL chainsaw boots with cut resistance are the correct choice while using power tools. Rough tread profile soles give a firm foothold. High-quality materials and cushioning in the boot liners make the boots comfortable to wear. The cut-resistant inlays protect the whole forefoot. The completely new STIHL chainsaw rubber boots are now also available as safety level 1 model (corresponds to 20 m/s).

Cut resistant area in chainsaw boots



Protected area

Steel toe cap



ECONOMY chainsaw rubber boots

NEW



Colour black/orange

Size
39–47

Order No.
0000 884 93..

EN ISO 17249[®], safety level 1 (corresponds to 20 m/s), for chainsaw operators, rough tread soles with good ventilation and adjustable quick fastening lace up system.

SPECIAL chainsaw rubber boots



Colour black/orange

Size
38–48

Order No.
0000 884 41..

EN ISO 17249[®], Class 3 (corresponds to 28 m/s), for chainsaw operators, laced rear leg, reflective band, suitable for spikes.

© Also EN 344, EN 345



RANGER chainsaw leather boots



Colour black

Size	Order No.
38–50	0000 883 34..

EN ISO 17249^Q, Class 1 (corresponds to 20 m/s), water repellent, full leather, profiled sole, breathable textile lining, padded leg top, ankle protection and orthopaedic leather insole.

COMFORT chainsaw leather boots



Colour black

Size	Order No.
39–47	0000 884 37..

EN ISO 17249^Q, Class 1 (corresponds to 20 m/s), high rolling comfort, sporty styling, high-quality waterproof leather. Particularly comfortable boots, self-cleaning profiled sole.

SPECIAL chainsaw leather boots



Colour black

Size	Order No.
38–48	0000 884 89..

EN ISO 17249^Q, Class 1 (corresponds to 20 m/s), orthopaedic inner sole, greater comfort. New, improved self-cleaning, profiled sole, good side support.

ALPINE chainsaw mountain boots



Color brown

Size	Order No.
39–47	0000 885 37..

EN ISO 17249^Q, Class 1 (corresponds to 20 m/s), Swiss leather, special tanning. Original Vibram[®] soles, "Easy-Roll" lace hooks. Extremely durable thanks to strong, high-quality materials.

Spikes



Order No.
0000 884 4051

For rubber boots and chainsaw mountain boots.

STIHL shoe polish



Colourless	Order No.
100-ml-Tube	0000 884 1901

Colourless 100 ml tube.

Overview of chainsaw boots with cut resistance



Chainsaw (CS) boots with cut resistance	NEU CS rubber boots ECONOMY	CS rubber boots SPECIAL	CS rubber boots RANGER	CS rubber boots SPECIAL	CS rubber boots COMFORT	CS rubber boots ALPINE
Leg height (cm)	32 cm	35 cm	20 cm	20 cm	20 cm	20 cm
DIN/EN	EN ISO 17249	EN ISO 17249	EN ISO 17249	EN ISO 17249	EN ISO 17249	EN ISO 17249
Weight (kg) (approx., in size 42)	2.9	3.1	1.9	1.7	2.0	3.0
Cut-resistance class	1	3	1	1	1	1
Full Leather	–	–	●	●	●	●
Waterproof	●	●	●	●	●	●
Rough tread profile sole	●	●	●	●	●	●
Orthopaedic cushion	–	–	●	●	●	●
Steel toe cap	●	●	●	●	●	●
Padded leg	–	–	●	●	●	●
High roll comfort	●	●	●	●	●	–
FPA tested	●	●	●	●	●	●
Order number	0000 884 93..	0000 884 41..	0000 883 34..	0000 884 89..	0000 884 37..	0000 885 37..

● Standard



You can find further information on our new products at www.stihl.com

Work shoes without cut protection

STIHL work shoes without cut protection provide a good foothold and high wearing comfort in all kinds of jobs that do not involve using a chainsaw. Steel caps protect the toes against falling objects, extra flaps keep out the wet. The easy to lace-up STIHL safety boots with additional steel between sole and step cushion is particularly suitable for the construction sites.

Safety shoes



Colour black/grey

Size	Order No.
39–48	0000 885 33..

EN ISO 20345-S2 (not for working with chainsaws). Padded interior, steel toecap, cushioned step, easy lacing system. Front protected against moisture and abrasion. With anti-static sole.

Laced safety boots



Colour black/grey

Size	Order No.
39–48	0000 885 31..

EN ISO 20345-S3 (not for working with chainsaws). Padded interior, ankle-high for excellent support, steel toecap, steel midsole, cushioned step, easy lacing system. Front protected against moisture and abrasion. Suitable for construction sites. With anti-static sole.



Face and ear protection

When using power tools, face and ear protection must be used. The STIHL range of face/ear safety products have been proven to be excellent. Ear protection is necessary to protect from loud motor noise and the face and eyes need protecting from flying or obstructive objects, such as grass and branches, or wood and stone splinters.

Combined facial/ear protection systems



With plastic visor, transparent EN 166, EN 352, 100 % UV protection, two adjustable head straps, ear plug box, SNR 33.^{①②③}

Order No.

0000 884 0510

EN 166, EN 352,
SNR 33 (H : 32; M : 29; L : 29)

NEW



Good rear ventilation, low overall weight, easily moveable visors, adjustable head strap, with ear defenders.^{①③}

Order No.

0000 884 0516

EN 352, EN 166,
SNR 24 (H : 28; M : 21; L : 13)



With plastic visor, transparent EN 166, EN352, 100 % UV protection, SNR 30.^{①③}

Order No.

0000 884 0503

EN 166, EN 352,
SNR 30 (H : 34; M : 27; L : 18)



With protection of the forehead, anti-dazzle and plastic visor, transparent, V 40F, M510A, yellow EN 352, EN 166, 100 % UV protection, SNR 26.^{①③}

Order No.

0000 884 0508

EN 352, EN 166,
SNR 27 (H : 32; M : 25; L : 15)

Combined facial/ear protection



With roughly 30 % larger visor and anti-fog coating. EN 166, EN 352, 100 % UV protection, two adjustable head straps, ear plug box, SNR 33.^{①②③}

Order No.

0000 884 0233

EN 166, EN 352,
SNR 33 (H : 32; M : 29; L : 29)



With around 30 % increased face protection visor and anti-fog coating, double head strap and ear defenders.^{①③}

Order No.

0000 884 0232

EN 166, EN 352,
SNR 30 (H : 34; M : 27; L : 18)

Face protection with nylon mesh



With nylon mesh EN 353, EN 1731, two adjustable head straps.^{①②}

Order No.

0000 884 0511

EN 352, EN 1731,
SNR 33 (H : 32; M : 29; L : 29)



With nylon mesh EN352, EN 1731, SNR 30.^①

Order No.

0000 884 0504

EN 352, EN 1731,
SNR 30 (H : 34; M : 27; L : 18)

① In all cases when working with trimmers, edge cutters, pole pruners, blowers, spraying tools and cut-off saws, eye protection (safety glasses as per EN 166) must be used!



Face protection, long, with nylon mesh



With double head straps and ear defenders, extended version.^{①②}

Order No.
0000 884 0536



EN 352, EN 1731,
SNR 33 (H : 32; M : 29; L : 29)



With nylon mesh, larger version.^①

Order No.
0000 884 0535

EN 352, EN 1731,
SNR 30 (H : 34; M : 27; L : 18)

Face protection, short, with nylon mesh



With spring steel mesh EN 353, EN 1731, two adjustable head straps.^{①②}

Order No.
0000 884 0512



EN 352, EN 1731,
SNR 30 (H : 34; M : 27; L : 18)



With protection of the forehead, anti-dazzle and metal mesh.^①

Order No.
0000 884 0506

V4A, H9
EN 352, EN 1731,
SNR 27 (H : 33; M : 25; L : 15)



With protection of the forehead, anti-dazzle and metal mesh.^①

Order No.
0000 884 0507

V4C, H31
EN 352, EN 1731,
SNR 27 (H : 33; M : 25; L : 15)

② Ear plugs with SNR 33 protection, details on page 222

③ Offers 100% UV protection

Head protection

AERO LIGHT hard hat set



Orange
EN 352, EN 397, EN 1731, SNR 22.
New, lightweight with large visor.
Good utility value.

Order No.
0000 884 0141

BEECH hard hat set



Orange
EN 352, EN 397, EN 1731, SNR 28.
Modern professional hard hat set
with good ventilation and noise
reduction. Reversible.

Order No.
0000 884 0187

PROFI hard hat set



Orange
EN 352, EN 397, EN 1731, SNR 26.
Tried and tested set with straight
hard hat body and rain guide.
Good utility value.

Order No.
0000 884 0107

INTEGRA hard hat set



Orange
EN 166, EN 352, EN 397, EN 1731,
SNR 26. Lightweight set with large
visor plus integrated goggles (also for
use with clearing saws).

Order No.
0000 884 0180

LIGHT hard hat set



Light yellow
Luminous yellow. EN 352, EN 397,
EN 1731, SNR 26. A lightweight hard
hat set with large visor. Yellow hard
hat, ear defenders in blue.

Order No.
0000 884 0168

EXTREM hard hat set

NEW



Orange
EN 352, EN 397, EN 1737. New
helmet set with very high
translucency and 3-zone visor.
Rotatable. Good utility value.

Order No.
0000 884 0188

LARCH hard hat set



Orange
EN 352, EN 397, EN 1731, SNR 26.
Tried and tested over many years
with high level of noise protection.
Good utility value.

Order No.
0000 884 0186

VENT tree care helmet set

NEW



Orange
EN 12492, ear protection, 5 large
ventilation holes on each side that
can be closed, nylon visor, easily
adjustable chin straps. Optimum
for tree care work or in the chord
climbing technology.

Order No.
0000 884 0195

BIRCH hard hat set



Orange
EN 352, EN 397, EN 1731, SNR 28.
Tried and tested over many years
with high level of noise and
anti-dazzle protection. Good utility
value.

Order No.
0000 884 0158

					
Helmet sets	AERO LIGHT	PROFI	LIGHT	LARCH	BIRCH
Colour	Orange	Orange	Light yellow	Orange	Orange
Ear protection (up to...)	Orange SNR 28 (H:25; M:20; L:13) (102 dBA)	Yellow/H 9 SNR 26 (H:32; M:23; L:14) (102 dBA)	Blue SNR 26 (H:29; M:24; L:15) (106 dBA)	Orange/H 9 SNR 26 (H:32; M:23; L:14) (106 dBA)	Orange/H31 SNR 28 (H:35; M:26; L:16) (108 dBA)
Face protection	Nylon mesh	Nylon mesh V1B	Nylon system	Nylon mesh V1B	Metal mesh V4C, anti dazzle device
Helmet shell	Polyethylene	Polyethylene	Polyethylene	Polyethylene	ABS, G 22
Inner fittings	4-points	4-points	6-points	4-points	4-points
Ventilation	Dormer adjustable	Dormer + holes,	Dormer adjustable	Dormer	Dormer
Sweatband	Imitation leather	Imitation leather	Terry cloth	Imitation leather	Imitation leather
FPA	–	●	–	●	●
Transparency	55 %	55 %	60 %	55 %	75 %
Rain Guide	●	●	●	–	–
Order number	0000 884 0141	0000 884 0107	0000 884 0168	0000 884 0186	0000 884 0158

				
Helmet sets	BEECH	INTEGRA	EXTREME NEW	VENT NEW
Colour	Orange	Orange	Orange	Orange
Ear protection (up to ...)	Orange/H31 SNR 28 (H:35; M:26; L:16) (108 dBA)	Orange SNR 26 (H:25; M:24; L:18) (106 dBA)	Orange/H31 SNR 28 (H:35; M:26; L:16) (108 dBA)	Orange/H31 SNR 28 (H:35; M:26; L:16) (102 dBA)
Face protection	Nylon mesh V1B	Nylon mesh	Steel V1B	Nylon mesh
Helmet set	ABS G3000	Polyethylene	ABS, G 3000	Polycarbonate PC
Inner fittings	4-point	4-point	4-point	4-point
Ventilation	Dormer	Dormer	Dormer	Holes
Sweatband	Imitation leather	Imitation leather	Imitation leather	Foam
FPA	●	–	●	–
Transparency	55 %	55 %	60 – 70 – 80 %	55 %
Rain Guide	–	●	–	–
Order number	0000 884 0187	0000 884 0180	0000 884 0188	0000 884 0195

● Standard



You can find further information on our new products at www.stihl.com

Ear protection



Ear plugs



Set

EN 352, PU foam, 2 pairs in the multi-box, SNR 33 (H : 32; M : 29; L : 29) (113 dBA).

Order No.

0000 884 0471

CONCEPT-24 ear protectors on headband

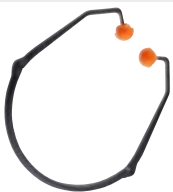


EN 352, robust metal headband, good air circulation, soft pads, SNR 24 (to 104 dBA).

Order No.

0000 884 0528

Headband



EN 352, extremely lightweight (10 g), foldable, SNR 24 (to 104 dBA). No pressure in the auditory canal.

Order No.

0000 884 0509

CONCEPT-24F ear protectors on headband



Foldable
EN 352, padded headband, soft pads, SNR 24 (to 104 dBA).

Order No.

0000 884 0530

CONCEPT-23 ear protectors on headband



EN 352, extremely lightweight, adjustable, soft pads SNR 23 (to 103 dBA), capsule/headband adjustable.

Order No.

0000 884 0532

CONCEPT-28 ear protectors on headband



EN 352, robust metal headband, good air circulation, soft pads, SNR 28 (to 108 dBA).

Order No.

0000 884 0529

STANDARD safety glasses



Order No.
0000 884 0307

EN 166, also suitable for spectacle wearers, 100 % UV protection, side protection.

SPORTY safety glasses



Order No.
0000 884 0314

Tinted
EN 166, 100 % UV protection, side protection, adjustable headband, inside non-misting, outside scratch resistant.

ASTROSPEC safety glasses



Order No.
0000 884 0304

Clear
Tinted
EN 166, 100 % UV protection, side protection, replaceable visor, adjustable headband and visor.

Safety glasses and ear plugs set



Order No.
0000 884 0309

EN 166/EN 352, goggles with ear plugs, replaceable visor, adjustable headband, 100 % UV protection, non-misting, scratch resistant, SNR 30 (to 110 dBA).



Order No.
0000 884 0308

Clear
EN 166, inside non-misting, outside scratch resistant 100 % UV protection, side protection, replaceable visor, adjustable headband and visor.

ULTRASONIC safety glasses



Order No.
0000 884 0330

Clear
Tinted

0000 884 0323

EN 166, also suitable for spectacle wearers, for all jobs especially when working with emergency rescue saws and cut-off saws, 100 % UV protection, side protection with ventilation. Inside non-misting, outside scratch resistant.



CONTRAST safety glasses



Order No.
0000 884 0324
0000 884 0327
0000 884 0328
0000 884 0332

Orange
Yellow
Black
Clear
EN 166, 100 % UV protection, side protection, padded arm ends, inside non-misting, outside scratch resistant.

Gloves

Work gloves



Synthetic,
non slip grip, lined.

Order No.

Standard size **0000 884 1100**



Pig skin/cotton (canvas), with knuckle
protection, lined.

Order No.

Standard size **0000 884 1118**



With plastic grip mesh, two-sided.

Order No.

M **0000 884 1109**

L **0000 884 1110**



Nitril covered. Protection against the
wet, thorns and oil.

Order No.

M **0000 884 1151**

L **0000 884 1152**



Leather winter gloves,
thermo-lining, knitted cuff.

Order No.

Standard size **0000 884 1106**



Pig skin lined.

Order No.

Standard size **0000 884 1112**

Universal work gloves



Full cowhide, good fit, rubber pull.

Order No.

S **0000 884 1130**

M **0000 884 1131**

L **0000 884 1132**



Full cowhide, double thickness inner.

Order No.

L/XL **0000 884 1111**

Only available
while stocks last



With non slip surface.

Order No.

Yellow/Blue M **0000 884 1149**

Yellow/Blue L **0000 884 1150**



Coated.

Order No.

Yellow/Blue S/M **0000 884 1173**

Yellow/Blue L/XL **0000 884 1174**

Chainsaw gloves without cut-protection



Waterproof leather, high quality knitted
cuff with pulse protection.

Order No.

M **0000 884 1148**

L **0000 884 1140**

XL **0000 884 1141**



Wind and waterproof, breathable via
a membrane, high quality
knitted cuff. Elasticated backs.

Order No.

M **0000 884 1144**

L **0000 884 1142**

XL **0000 884 1145**

All gloves meet the standards EN 388 and EN 420.

Chainsaw gloves with cut-protection



NEW

ECONOMY, EN 381, Protection level 0 (corresponds to 16 m/s), great wearing comfort with full leather-textile combination with elastic cord cuff, cutting protection on the back of both hands.

	Order No.
S	0000 883 1508
M	0000 883 1509
L	0000 883 1510
XL	0000 883 1511



5-finger gloves, cow hide. EN 381-4, Class 1 (corresponds to 20 m/s), with cut-resistant inlay in the back of both gloves.

	Order No.
S/M	0000 883 1500
L/XL	0000 883 1501



Cow hide mittens. EN 381-4, Class 1 (corresponds to 20 m/s).

	Order No.
S/M	0000 883 1502
L/XL	0000 883 1503

STIHL shoe polish



100 ml Tube
Colourless.

	Order No.
	0000 884 1901

Braces



Orange
Length 110 cm
For trousers with metal clips.

	Order No.
	0000 884 1510

Length 130 cm
Large, for trousers with metal clips.

	Order No.
	0000 884 1512

Length 120 cm
For trousers with buttons.

	Order No.
	0000 884 1511



Neon yellow
Length 130 cm
For trousers with metal clips.

	Order No.
	0000 884 1548

Only available while stocks last

Length 110 cm
For trousers with buttons.

	Order No.
	0000 884 1573



Black/Orange
Length 130 cm
For trousers with metal clips.

	Order No.
	0000 884 1576

Length 110 cm
For trousers with buttons.

	Order No.
	0000 884 1579

Leather tool belt



Brown
Black

	Order No.
Brown	0000 881 0600
Black	0000 881 0602

Full cow hide, 125 cm long, 4 cm with 2 punch holes.

STIHL® TIMBERSPORTS® COLLECTION

“Pure adventure in
the great outdoors.”

Christian Weisensell
*While trekking in the
STIHL Outdoor-Collection.*





Enjoy the great outdoors

It is a pure delight to be out in nature and with STIHL®TIMBERSPORTS® COLLECTION each excursion becomes a unique outdoor experience. High-quality and hard-wearing materials make the collection practical in any weather and in any terrain. There are many useful accessories, which means that you will be fully equipped to enjoy hiking, cycling or climbing in the great outdoors.

STIHL®TIMBERSPORTS® COLLECTION

226–237

STIHL®TIMBERSPORTS® COLLECTION – Technology highlights

228–229

STIHL®TIMBERSPORTS® COLLECTION

230–233

STIHL®TIMBERSPORTS® SERIES – clothing for professionals

234–236

Table of sizes and materials

237

STIHL® TIMBERSPORTS® COLLECTION

Whether enjoying sport, hiking or challenging mountain tours, with the STIHL® TIMBERSPORTS® COLLECTION you will be equipped for any terrain and any kind of weather. Our trekking clothes are made of light, breathable material in stylish designs to provide you with the best possible comfort for any climate. Our boots also offer a high degree of comfort. You can brave any terrain with our moisture-resistant membrane, breathable Cordura® mesh and firm Vibram® soles.

Parka fleece jacket

NEW



1 Detachable hood

2 Zip pocket

3 Safety pocket

4 Cuffs

5 Walkman pocket

7

Mobile phone pocket

6

YKK® zips

Description

Parka with waterproof sealed stitching. Windproof and breathable. Detachable fleece inner jacket with large STIHL® TIMBERSPORTS® logo on the back. Your ideal companion all year round.



Details: Parka

- 1 Detachable hood**
With flap and draw cord.
- 2 Zip pocket**
On the sleeve with STIHL® TIMBERSPORTS® logo.
- 3 Safety pocket**
Convenient to keep valuables.
- 4 Cuffs**
Adjustable velcro fastening.
- 5 Walkman pocket**
With earphone output.
- 6 YKK® zips**
Zip tag with STIHL® TIMBERSPORTS® logo.
- 7 Mobile phone pocket**

Details: Fleece

- 8 Large logo on back**
Blind stamped on back.
- 9 Small logo on chest**
Coloured embroidery on chest.
- 10 Pockets**
With zips.
- 11 Draw cord**
With stopper to regulate the width at the hem.
- 12 Non-pilling Micro Polar Fleece**
With contrasting sections in orange.

Further information:

Further product information and the address of your STIHL dealer are available at www.stihl.com. Your qualified STIHL dealer will be happy to advise you.

STIHL® TIMBERSPORTS® COLLECTION

Parka fleece jacket for men

NEW




Parka: outer fabric 88 % functional polyester and 12 % nylon, lining 100 % polyester. Fleece: outer fabric 100 % functional polyester Micro Polar Fleece. *Care: wash at 30°.*

**Colour Parka olive/orange,
Colour Fleece stone/orange**

Size	Order No.
S	0980 000 9100
M	0980 000 9101
L	0980 000 9102
XL	0980 000 9103
XXL	0980 000 9104

Stylish Parka with detachable casual Micro Polar Fleece Jacket. A companion all year round with many useful features.

Trekking trousers for men



Material: 100 % Supplex® Ripstop (DuPont®), Teflon® coating with UV-protection. *Care: wash at 40°.*

Colour grey^①

Size	Order No.
XS	0980 500 1000
S	0980 500 1001
M	0980 500 1002
L	0980 500 1003
XL	0980 500 1004
XXL	0980 500 1005

Colour stone^①

Size	Order No.
XS	0980 500 1100
S	0980 500 1101
M	0980 500 1102
L	0980 500 1103
XL	0980 500 1104
XXL	0980 500 1105

Also available in extra long version with extra long pant length.

Colour grey^①

Size	Order No.
XS	0980 500 1006
S	0980 500 1007
M	0980 500 1008
L	0980 500 1009
XL	0980 500 1010
XXL	0980 500 1011

Colour stone^①

Size	Order No.
XS	0980 500 1106
S	0980 500 1107
M	0980 500 1108
L	0980 500 1109
XL	0980 500 1110
XXL	0980 500 1111

You will be well-equipped in any terrain with these robust trekking trousers. Dirt-resistant, soft and dries quickly. Practical: thanks to the L-zip you can remove the lower part of the trousers, without having to remove your shoes.

^① Only while stocks last



Polo shirt for men



Material: 100 % mercerised cotton.
Care: wash at 30°.

The casual classic for work and play: men look stylish in this high-quality Polo shirt. 100 % cotton.

Color rust^①

Size	Order No.
S	0980 400 6000
M	0980 400 6001
L	0980 400 6002
XL	0980 400 6003
XXL	0980 400 6004
XXXL	0980 400 6005

Colour grey^①

Size	Order No.
S	0980 400 1005
M	0980 400 1006
L	0980 400 1007
XL	0980 400 1008
XXL	0980 400 1009
XXXL	0980 400 1010

Functional short-sleeved shirt for men



Material: 100 % polyester.
Care: wash at 40°.

This stylish shirt, fit for any climate looks great. Made of light, breathable material, which helps to quickly evaporate moisture away from the skin. Particularly soft and gentle on the skin.

Color navy/checked^①

Size	Order No.
S	0980 410 8105
M	0980 410 8106
L	0980 410 8107
XL	0980 410 8108
XXL	0980 410 8109

STIHL® TIMBERSPORTS® COLLECTION

Smart hiking-boots

Upper material: velour leather and Cordura®. Sole: Vibram®.
Mid sole: PV. Inner sole: velvet and PE.



Men Colour two-tone grey^①

Size	Order No.
39	0985 200 1000
40	0985 200 1001
41	0985 200 1002
42	0985 200 1003
43	0985 200 1004
44	0985 200 1005
45	0985 200 1006
46	0985 200 1007
47	0985 200 1008

Ladies Colour grey/blue^①

Size	Order No.
37	0985 200 1009
38	0985 200 1010
39	0985 200 1011
40	0985 200 1012
41	0985 200 1013
42	0985 200 1014

Very light all-purpose hiking boots for casual outdoor use in dry and wet terrain. Perfectly equipped with moisture-resistant membrane, breathable Cordura® mesh and non-slip Vibram® soles.

For hiking-boots, please order one size larger than usual.

Hiking trainers

Upper material: nubuck and split leather, Cordura® mesh.
Sole: Vibram®. Mid sole: Texon. Inner lining: Dry-Lex.
Inner sole: velvet and PE.



Men Colour khaki/grey^①

Size	Order No.
39	0985 100 4000
40	0985 100 4001
41	0985 100 4002
42	0985 100 4003
43	0985 100 4004
44	0985 100 4005
45	0985 100 4006
46	0985 100 4007
47	0985 100 4008

Ladies Color khaki^①

Size	Order No.
37	0985 100 4009
38	0985 100 4010
39	0985 100 4011
40	0985 100 4012
41	0985 100 4013
42	0985 100 4014

The perfect combination of a functional hiking boot and trainer suitable for everyday wear. Breathable Cordura® mesh and a quick drying Dry-Lex inner lining guarantee an optimal temperature regulation. The tough nubuck leather protects against the elements.

Main feature: Extremely lightweight

① Only while stock lasts

Outdoor water bottle (0.75 litre)



Drinking a lot is an absolute must during sport activities. The water bottle made of aluminium is lightweight and always readily available when roaming outdoors. It has an inner coating that makes it suitable for food and drink and a screw-top lid with a rubber seal.

Colour orange
Order No.
0988 500 0002



Neoprene-insulating bag
The perfect accessory for a water bottle. Keeps drinks warm or cold as required and the belt loop and zip protect the container from damage.

Colour black
Order No.
0988 500 0003

Belt knife with leather case




Order No.
0988 100 0004

High-quality knife made of steel (AISI 420) with a leather case and pakka wooden handle.

Handle length: 11 cm
Blade length: 10 cm

Key and mobile holder



The safest way to hold on to your keys, mobile phone and other valuables during outdoor activities.

Colour orange/black
Order No.
0988 500 0001

Foldable knife



Order No.
0988 100 0002

Handy, multifunctional and lightweight foldable knife with a pakka wooden handle.

Handle length: 9 cm
Blade length: 6 cm

Leather case for foldable knife

Case made of genuine leather with a belt loop.

Order No.
0988 100 0003



STIHL® TIMBERSPORTS® SERIES – Clothing for professionals

SERIES Tanktop for men



Material: 100 % combed cotton.
Thickness of material: 170 g/m².
Care: wash at 40°.

STIHL®TIMBERSPORTS® SERIES. Competition is not the only occasion that this airy and resilient clothing is in demand. The SERIES Tanktop is the first choice when summer temperatures rise. With a large STIHL®TIMBERSPORTS® logo on the back.

Colour Grey

Size	Order No.
S	0989 100 1008
M	0989 100 1009
L	0989 100 1010
XL	0989 100 1011
XXL	0989 100 1012

Colour Navy

Size	Order No.
S	0989 100 8100
M	0989 100 8101
L	0989 100 8102
XL	0989 100 8103
XXL	0989 100 8104

Colour Stone

Size	Order No.
S	0989 100 1104
M	0989 100 1105
L	0989 100 1106
XL	0989 100 1107
XXL	0989 100 1108

SERIES Round neck t-shirt for men



Material: 100 % combed cotton.
Thickness of material: 170 g/m².
Care: wash at 40°.

Classic leisure wear. The round neck t-shirt is made of high-quality cotton and is comfortable to wear.

Colour Grey

Size	Order No.
S	0989 100 1013
M	0989 100 1014
L	0989 100 1015
XL	0989 100 1016
XXL	0989 100 1017

Colour Navy

Size	Order No.
S	0989 100 8105
M	0989 100 8106
L	0989 100 8107
XL	0989 100 8108
XXL	0989 100 8109

Colour Stone

Size	Order No.
S	0989 100 1109
M	0989 100 1110
L	0989 100 1111
XL	0989 100 1112
XXL	0989 100 1113



SERIES Sweatshirts for men

Material: 60 % combed cotton, 40 % polyester.
 Thickness of material: 220 g/m². Care: wash at 30°.



Colour Grey

Size	Order No.
S	0989 100 1018
M	0989 100 1019
L	0989 100 1020
XL	0989 100 1021
XXL	0989 100 1022

Colour Navy

Size	Order No.
S	0989 100 8110
M	0989 100 8111
L	0989 100 8112
XL	0989 100 8113
XXL	0989 100 8114

Colour Stone

Size	Order No.
S	0989 100 1114
M	0989 100 1115
L	0989 100 1116
XL	0989 100 1117
XXL	0989 100 1118

Looks fantastic – feels fantastic: the high-quality sweatshirt in the STIHL®TIMBERSPORTS® SERIES is extremely lightweight because of its high-grade quality of materials and is extremely comfortable to wear.

STIHL® TIMBERSPORTS® SERIES – clothing for professionals



SERIES Raincoat for men

Outer material: polyamide. Inner material: polyester mesh lining.
Care: wash at 30°.



With the SERIES raincoat you will always be kept dry during a sporting event or any outdoor activity. Ventilation at the back ensures total comfort. It has a STIHL®TIMBERSPORTS® logo on the back.

Colour black^①

Size	Order No.
S	0989 100 0100
M	0989 100 0101
L	0989 100 0102
XL	0989 100 0103
XXL	0989 100 0104

SERIES Sunglasses



Material: highly compressed nylon.
Transparency: 17 % (category 3).

Ideal for extensive outdoor use. The Maxi-Impact system guarantees high shock-resistance, while the three-layer reflex-coating makes it scratchproof. The glasses are supplied in a micro-fibre bag, which can also be used to clean the glasses.

Colour titan/orange
Order No.
0988 500 0004

SERIES Cap



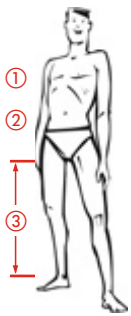
Material: cotton

The cap in a noble black and modern cut has an arched embroidered logo in fluorescent colours and a metal clip for adjustment.

Colour black
Size Order No.
One size fits all 0989 100 0007

^① Only while stock lasts

Tables of sizes and material



Menswear						
International	Size	Chest measurement ①	Waist measurement ②	Inside leg* Normal ③ X-long		
XS	46	–	78-81 cm	76 cm	80 cm	
S	48	96-104 cm	82-85 cm	76 cm	81 cm	
M	50	104-112 cm	86-89 cm	78 cm	83 cm	
L	52	112-120 cm	90-94 cm	79 cm	84 cm	
XL	54/56	120-126 cm	95-99 cm	80 cm	85 cm	
XXL	58	126-130 cm	100-104 cm	81 cm	86 cm	
XXXL	60	130-136 cm	–	–	–	

*Each +/- 20 mm



Shoes (ladies and men)												
German sizes	37	38	39	40	41	42	43	44	45	46	47	
English sizes	4	5	5 ½	6 ½	7 ½	8	9	9 ½	10 ½	11 ½	12	

Material Glossary



Breathable coating: Laminated, micro-porous coating, impermeable against rain and snow, but allows body moisture to evaporate. Moisture permeability: 3,000 g/m²/24 h (important for breathability); water column: 3,000 mm/m² (important for waterproofing).

Cordura®: Extremely non-abrasive, air-permeable material. Lightweight and easy to maintain, Cordura® is perfectly suitable for outdoor clothing.

Micro-fibre: Material made of the finest polyester or polyamide. Outdoor clothing made of micro-fibre has the following advantages: it is water-resistant, allows moisture to evaporate, is breathable and windproof. STIHL uses exclusively a 'pure micro-fibre' (dtex-value < 1).

Micro-polyester: Functional material made from particularly fine polyester. Moisture is quickly evaporated away from the skin through a capillary-like effect – in order to ensure this function, the micro-polyester should be worn directly on the skin.

Pakka wood: Fine laminate made of several layers of wood bound with synthetic resin. This coating material combines the beauty of a wooden surface with the robustness of multi-component material. Pakka wood is usually used for making knife handles and precision tools.

Supplex® Ripstop: The material has high tensile strength due to an embedded thick yarn (easily recognised by its diamond pattern).



Supplex®:

- soft and resilient
- wind-resistant and breathable
- soft cotton material, which delivers a high degree of comfort
- quick-drying and water-resistant
- light and convenient

Tactel®: The special DuPont® fibre consists of fine individual filaments. It is lightweight with a soft, silky touch.



Teflon®: The thread systems are covered by a thin film, which enables liquid to trickle away and prevents dirt from sticking. The reduced flow minimises the tendency to wrinkle. These properties are indispensable particularly when it is used outdoors and for travel purposes.

Vibram®: Vibram is 'the sole' for the outdoors. The correct selection of material combined with a suitable pattern for the tread ensures optimal performance in every environment. STIHL has chosen this sole for their hiking boots (*for both men and women*) which ensures a safe grip on any surface and yet offers a lightweight shoe. Even on tarmac the tread has a good grip and the roll behaviour is extremely good.

Wicking® Equipment: Improves the function of moisture evaporation. Body moisture evaporates from the skin easily and quickly.



Merchandise for our fans

“Now grandpa can eat my spinach and go to school for me!”

Ame Wolf

Without his STIHL toy saw.



STIHL inspires everyone worldwide

The STIHL brand inspires users all over the world. To help with ways to express your interest in STIHL we have a collection of accessories. These range from a child's toy chainsaw to practical and entertaining accessories for grown-ups.

Merchandise for our fans

238–241

Merchandise for our fans

Child's battery-operated toy saw

40 cm, including batteries.



Order No.
0464 934 0000

From 3 years upwards.

Chainsaw key ring with sound

10 cm, with sound, including batteries.



Order No.
0464 113 0000

Child's battery operated toy brushcutter

86–107 cm, including batteries.



Order No.
0464 937 0000

From 5 years upwards.

Forestry worker key ring

6 cm



Order No.
0464 107 0000

Child's toy work outfit

No protective function.



Order No.
0464 939 0000

From 3 years upwards.

Miniature heavy goods vehicle

26 cm, Scale/Ruler 1:64.

NEW



Order No.
0464 954 0000

Sports bag

60 x 25 x 30 cm

NEW



Order No.
0464 072 0001

Backpack

32 x 45 x 25 cm

NEW



Order No.
0464 853 0000

Waist belt pouch with bottle holder

30 x 13 x 10 cm



NEW

Order No.
0464 076 0000

Emergency pack

15 x 10 x 5 cm



NEW

Order No.
0464 865 0000

Content: 20 plasters, gauze bandage, elastic bandage, gauze compress, 2 rain ponchos.

Baseball caps with chamois visor



Order No.
0464 015 0010

Pocket knife, 8-piece with chain



NEW

Order No.
0464 155 0000
Handle/grip length:
9 cm, length of the
blades: 6.5 cm, length
of the chains: 40 cm.

Tool card with 9 functions

8 x 5,3 cm



NEW

Order No.
0464 168 0000

Knife, scissors,
tweezers, nail
file, etc.

Knife with fork, separable



NEW

Order No.
0464 150 0010

Handle/grip length:
10 cm, blades/fork
length: 7 cm.

LED-Pocket torch

12 cm, including batteries.



Order No.
0464 149 0010

Optical mouse



Order No.
0464 571 0000

With USB-connection
and additional
PS2-Adapter.

These pages only contain part of our extensive fan merchandise.
You can get other merchandise from your specialist dealer.

Quality from STIHL



Whether sawing, mowing and cutting, cleaning or cutting to size, STIHL inspires all users because of our uncompromising quality and reliability. Because there is always an authorised STIHL dealer close by, users can remain confident that their machine will last a long time.

Your STIHL servicing dealer

You are in good hands with your STIHL dealer – for everything from advice, to sales and service. He will advise you on the most appropriate machines for your requirements, give you useful tips on using the machine correctly and offer you professional service. This will ensure that your STIHL power tool will be a pleasure to use for many years to come.

Original STIHL parts

Maximum reliability, even in extreme conditions, is a hallmark of STIHL power tools. If anything should ever go wrong with your STIHL machine, the STIHL service organisation has original STIHL parts in stock for you. Always use original STIHL parts to ensure maximum performance, safety and service life of your STIHL machine. Original STIHL spare parts can be recognised by the STIHL logo or by the parts symbol, a stylised S.

STIHL quality control

The high standard of STIHL power tools is based on stringent quality standards, in all areas of the company. STIHL therefore complies with the international ISO 9001 and ISO 14001 standards for total quality and environment management. STIHL is constantly working on enhancing its entire range of machines – that's why we reserve the right to change the scope of delivery with regards to form, technology and configuration.

For your safety

If used incorrectly, all products can be a source of potential danger to the user, onlookers, animals or nearby objects. It is therefore essential to study the entire owner's manual prior to initial operation and to take sufficient care when using STIHL products, while always adhering to the safety instructions. Non-compliance could result in death or serious injury.



STIHL products are regularly tested by both national and international institutions

We submit to these tests, because they are considered to be the continuation of our own test programmes and because we attach great importance to the findings of these independent institutions – not least in the interests of our customers. These institutions confirm the high quality and exemplary safety standards of STIHL products by awarding test plaques.

Further details on compliance with EU directive 2002/44/EG Vibration can be found at www.stihl.com/vib.

We work together in Europe with the following institutions:



Test plaque of the 'Communauté Européenne' (English: 'European Union'). The STIHL products offered for sale comply with all relevant European regulations.



Voluntary 'Tested Safety' – certified by an approved independent testing centre. The GS mark identifies the centre responsible for certification.



Test mark of the German Agricultural Society. An independent honorary commission defines the test criteria and the evaluating standards and adjudicates the awarding of the test mark. As a rule a Signum Test requires 6 to 12 months. Test reports at www.dlg-test.de



The earlier DLG approval mark. Corresponds to the current DLG Signum Test mark.



The examining board of the Forest Engineering Association KWF awards the test mark 'KWF-Gebrauchswert' (KWF Utility Value) to technical forestry working equipment (incl. hobby and semi-professional appliances) which fulfil all criteria in respect of economy, operating safety, ergonomics and environmental friendliness. Test reports at www.kwf-online.de



The first and oldest environmental protection related test mark in the world. It is awarded by RAL (German Institute for Quality Assurance and Certification e.V.) for particularly environmentally-friendly products which meet high demands on operational health & safety (e. g. low noise emission) as well as usability.

General conditions of sale

1. This catalogue is valid as of **1 January 2008**.
2. This catalogue supersedes all previous catalogues.
3. Some articles – especially accessories – are not available in all countries or are only available on request.
4. Data and illustrations contained in this catalogue are without obligation.
5. We reserve the right to make changes in technology, form and equipment.

Advice, customer service, spare parts and accessories from STIHL



Personal service is the only kind of service that counts. That is why STIHL products are exclusively available from trained and authorised specialist dealers. This is the only way to guarantee competent advice, qualified service and expert maintenance and care. In short: we provide everything that you need to work with STIHL products – whether in the house, your own garden or in professional tree and forestry cultivation. Simply visit your local STIHL specialist dealer. You will find his address on the internet at www.stihl.com.

0463 931 0123. M 11.7. A8. Bechtle. Printed in Germany. © ANDREAS STIHL AG & Co. KG 2008.
Paper bleached without chlorine, for the environment's sake.

For further information and advice: